

Lynx DE  
Lynx-DE Superia 26W/830 G24Q-3 SLV  
0025923



Product features

- Compact and high performance double bend 2-bend pin lamp, - Suitable for operation on electronic control gear (DE type) and magnetic ballast (D version), - Dimmable with suitable dimmer, - Excellent colour rendering, - Suitable for emergency lighting



PRODUCT OVERVIEW

Product name	Lynx-DE Superia 26W/830 G24Q-3 SLV
Technology	Compact Fluorescent
Watt (Rated) (W)	26
Lamp shape	Other
Type	Lynx DE
Cap/Base	G24q-3
Lamp finish	Frosted/Coated
Fixture rating	Open
General application	Education, Hospitality, Logistics & Industry, Museums & Galleries, Office, Residential & Consumer, Retail
ETIM Class	EC000087
E-number FI	4944119
E-number SE	8357379
Luminous flux (lm)	1800
Colour temperature (K)	3000
Light colour	Warm White
Colour Code	830
CRI (Ra)	82
Colour Variation Initial (SDCM)	SDCM5
Photobiological Risk Group	Not applicable
Wattage (W)	26
Product Voltage (V)	220
Dimmable	No
Dimming method	Mains: leading / trailing edge
Average life (Nominal) (h)	12000
Product EAN number	5410288259239

DATA TABLE

General data	
Product name	Lynx-DE Superia 26W/830 G24Q-3 SLV
Technology	Compact Fluorescent
Watt (Rated) (W)	26
Lamp shape	Other
Type	Lynx DE

## Lynx DE

*Lynx-DE Superia 26W/830 G24Q-3 SLV*

0025923

Cap/Base	G24q-3
Lamp finish	Frosted/Coated
Fixture rating	Open
General application	Education, Hospitality, Logistics & Industry, Museums & Galleries, Office, Residential & Consumer, Retail
ETIM Class	EC000087
E-number FI	4944119
E-number SE	8357379

### Optical data

Luminous flux (lm)	1800
Luminous flux (Rated) (lm)	1800
Rated lamp efficacy 100h 50Hz at 25°C (lm/W)	66
Ambient temperature for maximum luminous flux (°C)	25
Colour temperature (K)	3000
Light colour	Warm White
Colour Code	830
CRI (Ra)	82
Colour Variation Initial (SDCM)	SDCM5
Adjustable chromaticity	N
Photobiological Risk Group	Not applicable
Rated lumen maint. factor (%) at 2000 h 50Hz	85
Rated lumen maint. factor (%) at 4000 h 50Hz	84
Rated lumen maint. factor (%) at 8000 h 50Hz	81

### Electrical data

Wattage (W)	26
Watt (Rated) - High frequency (W)	20
Starting time (max) (s)	10 Sec
Current (A)	0.325
Product Voltage (V)	220
Control gear required	Yes
Transformer required	No
Dimmable	No
Dimming method	Mains: leading / trailing edge
Lamp Energy Label (class)	G
kWh per 1000 hours burning time	28

### Lifetime data

Average life (Nominal) (h)	12000
Average life (Rated) (h)	12000
Rated survival factor (%) at 2000 h 50Hz	96
Rated survival factor (%) at 4000 h 50Hz	90
Rated survival factor (%) at 6000 h 50Hz	80
Rated survival factor (%) at 8000 h 50Hz	72

## Lynx DE

*Lynx-DE Superia 26W/830 G24Q-3 SLV*

0025923

Rated survival factor (%) at 12000 h 50Hz	70
Rated survival factor (%) at 16000 h 50Hz	71

### Physical data

Nominal Product Length (mm)	167
Nominal Product Diameter (mm)	35
Max. Length base to base (mm) - A	164
Max. Lamp Diameter (mm) - D	13
Weight (kg)	0.058

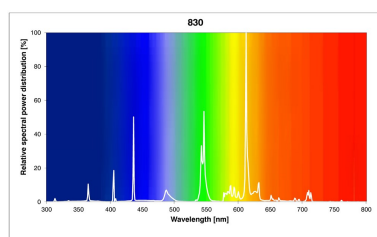
### Packaging

Single packaging type	Carton
Product EAN number	5410288259239
Packaging single length / height (cm)	17.3
Packaging single width (cm)	3.6
Packaging single depth (cm)	3.6
DUN14 (outer)	15410288259236
Units per outer package	10
Packaging outer length / height (cm)	18.4
Packaging outer width (cm)	8.0
Packaging outer depth (cm)	18.7

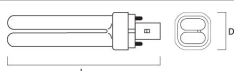
### Safety data

Lamp mercury content (mg)	2.5
Breakage cleaning instructions	Applicable
Recommendation for disposal at end of life	Applicable
Special purpose lamp	No
Dry applications use only	Yes
Suitable for household illumination	Yes

## PHOTOMETRY



## TECHNICAL DRAWINGS



Lynx DE  
*Lynx-DE Superia 26W/830 G24Q-3 SLV*  
0025923



**ENERG**

**SYLVANIA**

0025923




**26**  
kWh/1000h



Lynx DE  
*Lynx-DE Superia 26W/830 G24Q-3 SLV*  
0025923



0025923



**26**  
kWh/1000h



2019/2015