



GE  
Lighting



76

lumens/watt

## Lumination™ LED Luminaire - 1200mm x 300mm - Suspended

EP147A3CVSLVR

# 67645

### Product information

This **1200 x 300 mm luminaire** showcases everything that's innovative and exciting about **Lumination™**. Suspended from the ceiling, this strikingly beautiful luminaire combines brilliant aesthetics with space-filling light, all contained within a premium-quality aluminium. And when it's switched off, clear lens means there's no visible light source.

### Application areas



Education



Healthcare



Office



Retail

## Product data

|                    |   |
|--------------------|---|
| Limited Warranty   | 5 years   |
| IP Rating          | 30  |
| Certifications     | CE  |
| Impact resistance  | IK03  |
| Mounting type      | Suspended   |
| Weight [kg]        | 6.5   |
| DIALux description | GE - Lumination™ LED Luminaire - 1200mm x 300mm - Suspended - 4200lm - 55W - 4000K - 80CRI - 67645[SKU] - Suspended / Pendant |
| Dimmability        | YES   |

## Performance data

|   |        |
|---|--------|
| Nominal lumens [lm]                             | 4200   |
| Rated Life [Hours]                              | 50.000 |
| Nominal correlated colour temperature (CCT) [K] | 4000   |
| Colour rendering index (CRI) [Ra]               | 80     |
| Total system power                              | 55     |

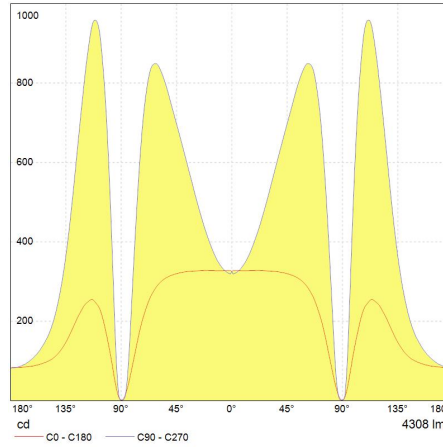
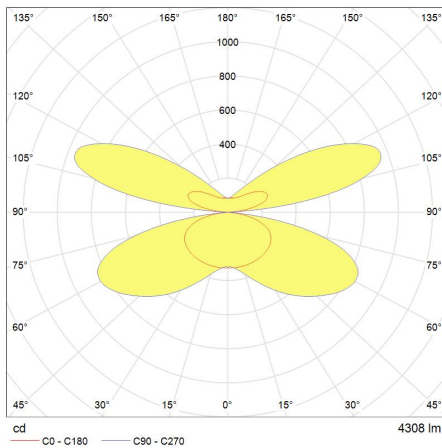
## Electrical data

|                 |                             |
|-----------------|-----------------------------|
| Controllability | Dimmable electronic (0-10V) |
|-----------------|-----------------------------|

## Logistic data

|                |           |
|----------------|-----------|
| Product status | Available |
|----------------|-----------|

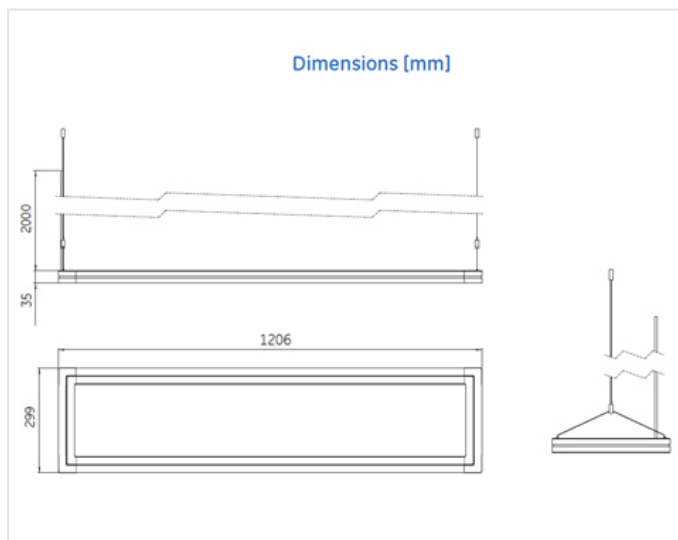
## Photometric Data



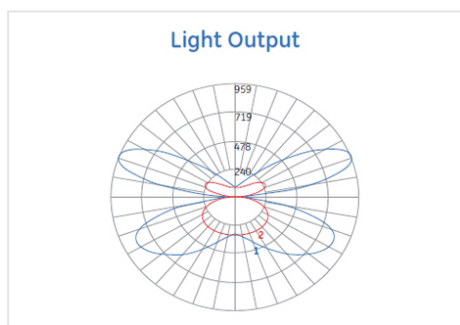
| Distance [m] | Cone diameter [m] | illuminance [lx]                    |
|--------------|-------------------|-------------------------------------|
| 0.5          | 4.87<br>3.95      | E(0°) 1302<br>E(C90) 14<br>E(C0) 10 |
| 1.0          | 9.74<br>7.90      | E(0°) 326<br>E(C90) 3<br>E(C0) 2    |
| 1.5          | 14.61<br>11.86    | E(0°) 145<br>E(C90) 2<br>E(C0) 1    |
| 2.0          | 19.49<br>15.81    | E(0°) 81<br>E(C90) 1<br>E(C0) 1     |
| 2.5          | 24.36<br>19.76    | E(0°) 52<br>E(C90) 1<br>E(C0) 0     |
| 3.0          | 29.23<br>23.71    | E(0°) 36<br>E(C90) 0<br>E(C0) 0     |

Distance [m] Cone diameter [m] illuminance [lx]  
— C0 - C180 (Half-value angle: 151.6°)  
— C90 - C270 (Half-value angle: 156.8°)

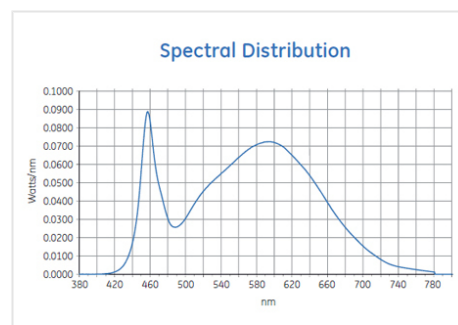
## Technical drawing



## Light Output



## Spectral Distribution





GE  
Lighting

# Lumination™ LED Luminaire - 1200mm x 300mm - Suspended

EP147A3CVSLVR

**67645**

## Downloads & Links

[Go to the catalog site \(HTTP\)](#)

[Installation Guide \(PDF\)](#)

[High-resolution image \(HTTP\)](#)

[Indoor Solutions Catalogue \(EN, FR\) \(PDF\)](#)

[Lumination susp. 1200x300 Data Sheet\(EN\) \(PDF\)](#)

[Lighting design tools & calculators \(HTTP\)](#)

[Certificate for the Quality Management System of GE Lighting EMEA \(PDF\)](#)

[Certificate for the Environmental Management System of GE Lighting EMEA \(PDF\)](#)