

DULUX F 18 W/840 2G10

OSRAM DULUX F | Flat CFLni, 2 tubes, with 4-pin base for ECG/CCG operation



Areas of application

- Offices, public buildings
- Shops
- Supermarkets and department stores
- Hotels, restaurants
- Industry

Product benefits

- Very economical
- Good quality of light
- Excellent luminous efficiency
- Extremely low profile
- Long service life

Product features

- Short and compact pin-base lamp with double-turn tubes
- Single-ended four-pin plug-in 2G10 base
- Average life: 10,000 h
- Color rendering index R_a : 80...89



Technical data

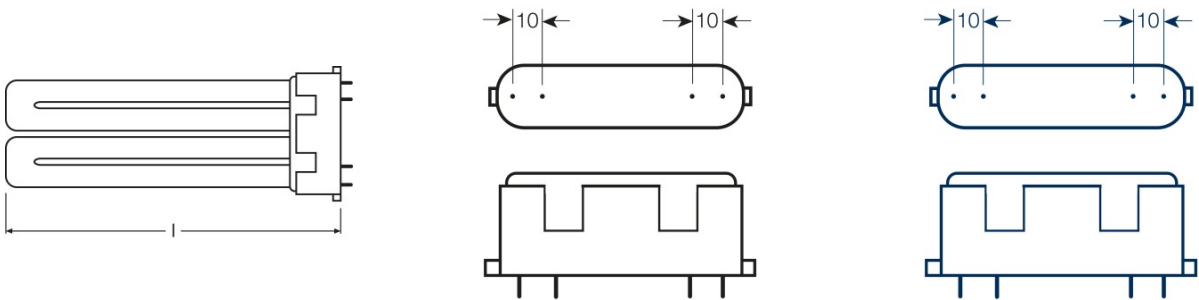
Electrical data

Nominal wattage	18.00 W
Rated wattage	18.00 W
Rated luminous flux	1100 lm

Photometrical data

Nominal luminous flux	1100 lm
Light color (designation)	LUMILUX Cool White
Luminous flux at 25 °C	1100 lm
Color temperature	4000 K
Color rendering index Ra	80...89
Rated LLMF at 4,000 h	0.86
Rated LLMF at 6,000 h	0.83
Rated LLMF at 8,000 h	0.81
Rated LLMF at 12,000 h	0.77
Luminance	2.4 cd/cm ²

Dimensions & weight



Diameter	17.5 mm
Overall length	122.0 mm
Tube diameter	17.5 mm
Length	122.0 mm
Length acc. to IEC standard	122 mm
Outer bulb	T16
Maximum diameter	17.0 mm

Temperatures & operating conditions

Product datasheet

Rated ambient temp.w.max.luminous flux	25.0 °C
--	---------

Lifespan

Nominal lamp life time	13000 h
Rated lamp life time	13000 h
Service life	9000 h ¹⁾
Rated lamp survival factor at 2,000 h	0.99
Rated lamp survival factor at 4,000 h	0.99
Rated lamp survival factor at 6,000 h	0.99
Rated lamp survival factor at 8,000 h	0.95
Rated lamp survival factor at 12,000 h	0.64
Operation mode LLMF/LSF	HF
Lifespan	10000 h ¹⁾

¹⁾ With preheat ECG

Additional product data

Base (standard designation)	2G10
Lamp mercury content	2.5 mg

Capabilities

Suitable for indoor	Yes
---------------------	-----

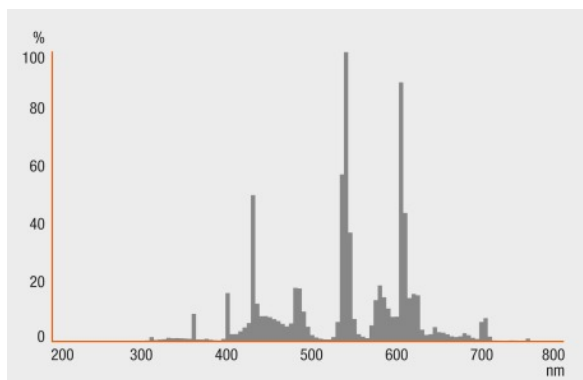
Certificates & standards

Energy efficiency class	A
Energy consumption	20 kWh/1000h

Country specific categorizations

ILCOS	FSD-18/840-E-2G10-90/122
-------	--------------------------

Light Distribution



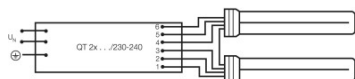
Spectral power distribution

Equipment / Accessories

- Suitable for operation on electronic and conventional control gear

Safety advice

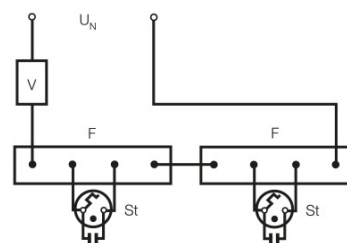
In case of lamp breakage: www.osram.com/brokenlamp



Circuit diagram

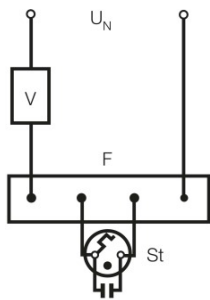


Circuit diagram



Circuit diagram

Product datasheet



Circuit diagram

Logistical Data

Product code	Product description	Packaging unit (Pieces/Unit)	Dimensions (length x width x height)	Volume	Gross weight
4050300333526	DULUX F 18 W/840 2G10	Shipping carton box 10	280 mm x 105 mm x 150 mm	4.41 dm ³	1066.00 g

The mentioned product code describes the smallest quantity unit which can be ordered. One shipping unit can contain one or more single products. When placing an order, for the quantity please enter single or multiples of a shipping unit.

References / Links

For more information on QUICKTRONIC electronic control gear go to
▶ www.osram.com/QUICKTRONIC

Disclaimer

Subject to change without notice. Errors and omission excepted. Always make sure to use the most recent release.

DULUX F 18 W/840 2G10

OSRAM DULUX F | Flat CFLni, 2 tubes, with 4-pin base for ECG/CCG operation

Product name	Product name ECG	EAN	Nominal current	Nominal wattage + Power loss	Luminous flux at 35 °C	Number of lighting outlets
DULUX F 18 W/840 2G10	QT-ECO 1x18-24/220-240 L	4050300660417	0.13 A	18.00 W	1000 lm	1
	QT-ECO 1x18-24/220-240 S	4050300638560	0.13 A	18.00 W	1000 lm	1
	QTi 1x18 DIM	4050300870601	0.08 A	18.00 W	1100 lm	1
	QTi 3x18 DIM	4008321069931	0.24 A	53.60 W	1100 lm	3
	QTi 4x18 DIM	4008321070012	0.31 A	69.30 W	1100 lm	4
	QTi DALI 1x18 DIM	4050300870403	0.08 A	18.00 W	1100 lm	1
	QTi DALI 2x18 DIM	4050300870526	0.16 A	37.00 W	1100 lm	2
	QTi DALI 3x18 DIM	4008321069979	0.24 A	53.60 W	1100 lm	3
	QTi DALI 4x18 DIM	4008321070050	0.31 A	69.30 W	1100 lm	4
	QTP-DL 1x18-24	4008321117861	0.085 A	18.00 W	1100 lm	1
	QTP-DL 2x18-24	4008321117885	0.16 A	36.00 W	1100 lm	2
	QTP-M 1x26-42	4008321329134	0.09 A	19.00 W	1050 lm	1
	QTP-M 2x26-32	4008321329158	0.16 A	36.00 W	1050 lm	2
	QTP-OPTIMAL 1x18-40	4008321873743	0.08 A	18.00 W	1050 lm	1
	QTP-OPTIMAL 2x18-40	4008321873767	0.16 A	33.00 W	1050 lm	2