

HE 28 W/830

LUMILUX T5 HE | Tubular fluorescent lamps 16 mm, high efficiency, with G5 base



Areas of application

- Public buildings
- Offices
- Shops
- Supermarkets and department stores
- Industry
- Outdoor applications only in suitable luminaires

Product benefits

- Good economy and efficiency
- Up to 20 % more economical than LUMILUX T8
- Up to 50 % smaller volume than comparable T8 lamps

Product features

- Luminous efficacy: up to 104 lm/W
- Very good lumen maintenance: 90 % throughout the service lifetime of the lamp
- Long average lifetime: up to 24,000 h (with QUICKTRONIC ECG)
- Good color rendering group: 1B (R_a : 80...89)
- Dimmable



Technical data

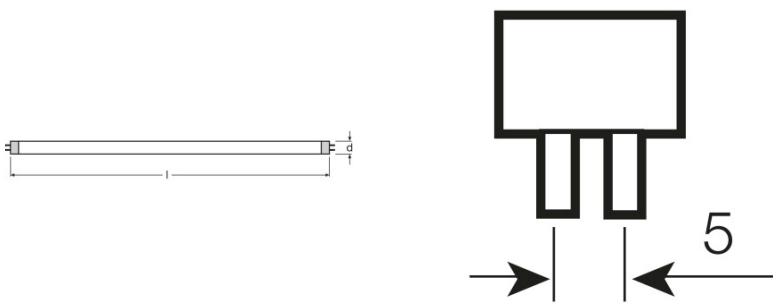
Electrical data

Nominal voltage	220 V
Nominal wattage	28.00 W
Rated lamp efficacy (HF data 25 °C)	93 lm/W
Rated wattage	27.90 W
Rated luminous flux	2600 lm

Photometrical data

Color rendering index Ra	≥80
Luminous flux at 25 °C	2600 lm
Luminous flux at 35 °C	2900 lm
Light color	830
Color temperature	3000 K
Nominal luminous flux	2600 lm
Light color (designation)	LUMILUX Warm White
Rated LLMF at 2,000 h	0.95
Rated LLMF at 4,000 h	0.92
Rated LLMF at 6,000 h	0.91
Rated LLMF at 8,000 h	0.90
Rated LLMF at 12,000 h	0.90
Rated LLMF at 16,000 h	0.90
Rated LLMF at 20,000 h	0.89

Dimensions & weight



Tube diameter	16 mm
Length	1149 mm
Length with base excl. base pins/connection	1149.00 mm

Product datasheet

Diameter	16.0 mm
Maximum diameter	16.0 mm

Temperatures & operating conditions

Rated ambient temp.w.max.luminous flux	35.0 °C
--	---------

Lifespan

Service life	19000 h ¹⁾
Lifespan	24000 h ¹⁾
Rated lamp survival factor at 2,000 h	0.99
Rated lamp survival factor at 4,000 h	0.99
Rated lamp survival factor at 6,000 h	0.99
Rated lamp survival factor at 8,000 h	0.99
Rated lamp survival factor at 12,000 h	0.99
Rated lamp survival factor at 16,000 h	0.97
Rated lamp survival factor at 20,000 h	0.85
Operation mode LLMF/LSF	HF
Rated lamp life time	24000 h
Nominal lamp life time	24000 h

¹⁾ With preheat ECG

Additional product data

Base (standard designation)	G5
Lamp mercury content	1.9 mg
Appropriate disposal acc. to WEEE	Yes
Product remark	Suitable for ECG operation only/Lamp designed for internal luminaire temperatures of 30...40 °C; optimum luminous flux achieved at 35 °C

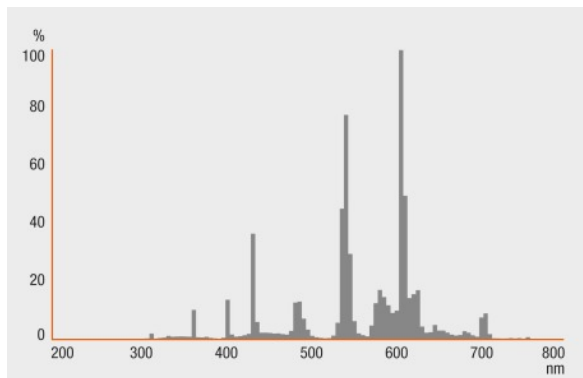
Capabilities

Dimmable	Yes
Suitable for indoor	Yes

Certificates & standards

Energy efficiency class	A+
Energy consumption	31 kWh/1000h

Light Distribution



Spectral power distribution

System guarantee

OSRAM System+ Guarantee in combination with OSRAM ECGs

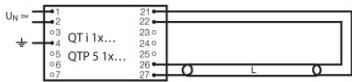


Guarantee

Safety advice

In case of lamp breakage: www.osram.com/brokenlamp

Product datasheet



Circuit diagram



Circuit diagram

Logistical Data

Product code	Product description	Packaging unit (Pieces/Unit)	Dimensions (length x width x height)	Volume	Gross weight
4050300464787	HE 28 W/830	Shipping carton box 40	1200 mm x 94 mm x 194 mm	21.88 dm ³	4813.00 g
4050300591483	HE 28 W/830	Shipping carton box 20	1182 mm x 83 mm x 104 mm	10.20 dm ³	2712.50 g

The mentioned product code describes the smallest quantity unit which can be ordered. One shipping unit can contain one or more single products. When placing an order, for the quantity please enter single or multiples of a shipping unit.

References / Links

For more information on the system guarantee and the terms and conditions of the guarantee visit
▶ www.osram.com/system-guarantee

Disclaimer

Subject to change without notice. Errors and omission excepted. Always make sure to use the most recent release.

HE 28 W/830

LUMILUX T5 HE | Tubular fluorescent lamps 16 mm, high efficiency, with G5 base

Product name	Product name ECG	EAN	Nominal current	Nominal wattage + Power loss	Luminous flux at 35 °C	Number of lighting outlets
HE 28 W/830	QT 1x28 DIM	4008321640390	0.14 A	30.80 W	2600 lm	1
	QT 2x28 DIM	4008321640499	0.26 A	59.80 W	2600 lm	2
	QT-FIT 5 1x14-35	4008321971234	0.14 A	31.00 W	2600 lm	1
	QT-FIT 5 2x14-35	4008321971258	0.26 A	63.00 W	2600 lm	2
	QTi 1x14/24/21/39 GII	4008321383334	0.15 A	33.00 W	2700 lm	1
	QTi 1x28/54/35/49 GII	4008321383358	0.15 A	32.00 W	2600 lm	1
	QTi 1x28/54 DIM	4050300870588	0.14 A	30.10 W	2600 lm	1
	QTi 1x35/49/80 GII	4008321383372	0.15 A	33.00 W	2700 lm	1
	QTi 2x14/24/21/39 GII	4008321383396	0.29 A	63.00 W	2650 lm	2
	QTi 2x28/54/35/49 GII	4008321383419	0.28 A	61.00 W	2600 lm	2
	QTi 2x28/54 DIM	4050300870717	0.27 A	60.20 W	2600 lm	2
	QTi 2x35/49/80 GII	4008321658951	0.30 A	63.00 W	2650 lm	2
	QTi DALI 1x28/54 DIM	4050300870809	0.14 A	30.10 W	2600 lm	1
	QTi DALI 2x28/54 DIM	4050300870502	0.27 A	60.20 W	2600 lm	2
	QTP5 1x14-35	4008321329035	0.14 A	31.00 W	2600 lm	1
	QTP5 2x14-35	4008321329073	0.26 A	60.00 W	2600 lm	2
	QTz5 1x28		0.14 A	31.00 W	2600 lm	1
	QTz5 2x28		0.26 A	63.00 W	2600 lm	2