

L 15 W/840

LUMILUX T8 | Tubular fluorescent lamps 26 mm, with G13 bases



Areas of application

- Public buildings
- Office lighting
- Industry
- Shops
- Supermarkets and department stores
- Street lighting
- Outdoor applications only in suitable luminaires

Product benefits

- Proven lamp technology
- Good economy thanks to high efficiency
- Available in many different light colors (2,700...8,000 K) for various applications

Product features

- Very good lumen maintenance: 90 % throughout the service lifetime of the lamp
- Good color rendering group: 1B (R_a : 80...89)
- Dimmable
- Top-quality three-band phosphor: LUMILUX



Technical data

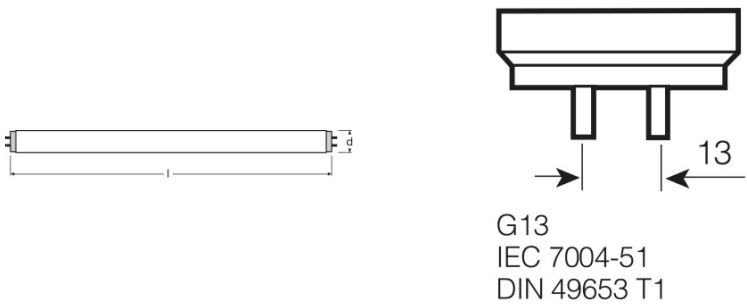
Electrical data

Nominal wattage	15.00 W
Rated lamp efficacy (HF data 25 °C)	Under clarification by authority and standardization body
Rated lamp efficacy (standard condition)	63 lm/W
Rated wattage	15.00 W
Rated luminous flux	950 lm

Photometrical data

Color rendering index Ra	≥80
Luminous flux at 25 °C	950 lm
Light color	840
Color temperature	4000 K
Nominal luminous flux	950 lm
Light color (designation)	LUMILUX Cool White
Rated LLMF at 2,000 h	0.96
Rated LLMF at 4,000 h	0.94
Rated LLMF at 6,000 h	0.93
Rated LLMF at 8,000 h	0.91
Rated LLMF at 12,000 h	0.91
Rated LLMF at 16,000 h	0.90
Rated LLMF at 20,000 h	0.89

Dimensions & weight



Tube diameter	26 mm
Length	438.0 mm
Length with base excl. base pins/connection	438.00 mm

Product datasheet

Diameter	26.0 mm
Maximum diameter	26.0 mm

Temperatures & operating conditions

Rated ambient temp.w.max.luminous flux	25.0 °C
--	---------

Lifespan

Service life	16000 h ¹⁾
Lifespan	20000 h ¹⁾
Rated lamp survival factor at 2,000 h	0.99
Rated lamp survival factor at 4,000 h	0.99
Rated lamp survival factor at 6,000 h	0.99
Rated lamp survival factor at 8,000 h	0.99
Rated lamp survival factor at 12,000 h	0.99
Rated lamp survival factor at 16,000 h	0.90
Rated lamp survival factor at 20,000 h	0.50
Operation mode LLMF/LSF	HF
Rated lamp life time	20000 h
Nominal lamp life time	20000 h

¹⁾ With preheat ECG

Additional product data

Base (standard designation)	G13
Lamp mercury content	2.3 mg
Appropriate disposal acc. to WEEE	Yes

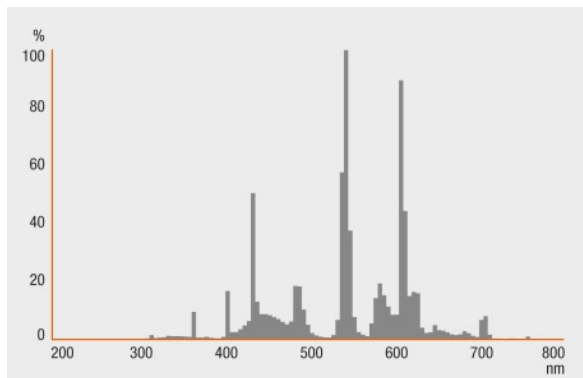
Capabilities

Dimmable	Yes
Suitable for indoor	Yes

Certificates & standards

Energy efficiency class	B
Energy consumption	19 kWh/1000h

Light Distribution



Spectral power distribution

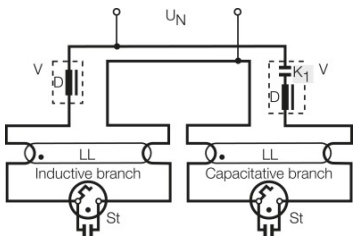
System guarantee

OSRAM System+ Guarantee in combination with OSRAM ECGs

Safety advice

In case of lamp breakage: www.osram.com/brokenlamp

Product datasheet



Circuit diagram

Logistical Data

Product code	Product description	Packaging unit (Pieces/Unit)	Dimensions (length x width x height)	Volume	Gross weight
4008321064325	L 15 W/840	Shipping carton box 10	525 mm x 60 mm x 177 mm	5.58 dm ³	1064.00 g
4050300446004	L 15 W/840	Shipping carton box 25	422 mm x 200 mm x 145 mm	12.24 dm ³	2009.00 g

The mentioned product code describes the smallest quantity unit which can be ordered. One shipping unit can contain one or more single products. When placing an order, for the quantity please enter single or multiples of a shipping unit.

References / Links

For more information on the system guarantee and the terms and conditions of the guarantee visit
▶ www.osram.com/system-guarantee

For more information on QUICKTRONIC electronic control gear go to
▶ www.osram.com/QUICKTRONIC

Disclaimer

Subject to change without notice. Errors and omission excepted. Always make sure to use the most recent release.

L 15 W/840

LUMILUX T8 | Tubular fluorescent lamps 26 mm, with G13 bases

Product name	Product name ECG	EAN	Nominal current	Nominal wattage + Power loss	Luminous flux at 35 °C	Number of lighting outlets
L 15 W/840	QT-ECO 1x18-24/220-240 L	4050300660417	0.13 A	17.00 W	950 lm	1
	QT-ECO 1x18-24/220-240 S	4050300638560	0.13 A	17.00 W	950 lm	1
	QTP-DL 1x18-24	4008321117861	0.08 A	17.00 W	950 lm	1
	QTP-DL 2x18-24	4008321117885	0.15 A	32.00 W	950 lm	2
	QTP-OPTIMAL 1x18-40	4008321873743	0.08 A	17.00 W	950 lm	1
	QTP-OPTIMAL 2x18-40	4008321873767	0.15 A	31.00 W	950 lm	2