

L 30 W/880

LUMILUX T8 | Tubular fluorescent lamps 26 mm, with G13 bases



Areas of application

- Public buildings
- Office lighting
- Industry
- Shops
- Supermarkets and department stores
- Street lighting
- Outdoor applications only in suitable luminaires

Product benefits

- Proven lamp technology
- Good economy thanks to high efficiency
- Available in many different light colors (2,700...8,000 K) for various applications

Product features

- Very good lumen maintenance: 90 % throughout the service lifetime of the lamp
- Good color rendering group: 1B (R_a : 80...89)
- Dimmable
- Top-quality three-band phosphor: LUMILUX



Technical data

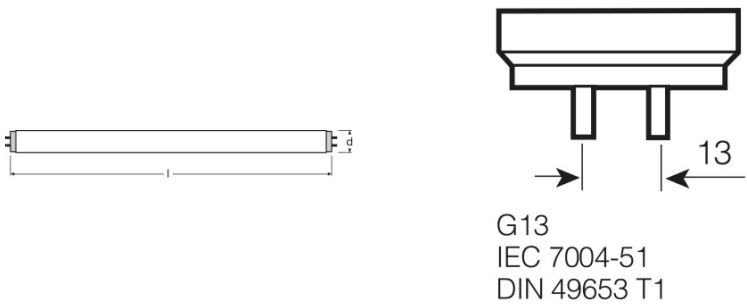
Electrical data

Nominal wattage	30.00 W
Rated lamp efficacy (HF data 25 °C)	Under clarification by authority and standardization body
Rated lamp efficacy (standard condition)	78 lm/W
Rated wattage	30.00 W
Rated luminous flux	2350 lm

Photometrical data

Color rendering index Ra	≥80
Luminous flux at 25 °C	2350 lm
Light color	880
Color temperature	8000 K
Nominal luminous flux	2350 lm
Light color (designation)	LUMILUX SKYWHITE
Rated LLMF at 2,000 h	0.96
Rated LLMF at 4,000 h	0.94
Rated LLMF at 6,000 h	0.93
Rated LLMF at 8,000 h	0.91
Rated LLMF at 12,000 h	0.91
Rated LLMF at 16,000 h	0.90
Rated LLMF at 20,000 h	0.89

Dimensions & weight



Tube diameter	26 mm
Length	895.0 mm
Length with base excl. base pins/connection	895.00 mm

Product datasheet

Diameter	26.0 mm
Maximum diameter	26.0 mm

Temperatures & operating conditions

Rated ambient temp.w.max.luminous flux	25.0 °C
--	---------

Lifespan

Service life	16000 h ¹⁾
Lifespan	20000 h ¹⁾
Rated lamp survival factor at 2,000 h	0.99
Rated lamp survival factor at 4,000 h	0.99
Rated lamp survival factor at 6,000 h	0.99
Rated lamp survival factor at 8,000 h	0.99
Rated lamp survival factor at 12,000 h	0.99
Rated lamp survival factor at 16,000 h	0.90
Rated lamp survival factor at 20,000 h	0.50
Operation mode LLMF/LSF	HF
Rated lamp life time	20000 h
Nominal lamp life time	20000 h

¹⁾ With preheat ECG

Additional product data

Base (standard designation)	G13
Lamp mercury content	2.3 mg
Appropriate disposal acc. to WEEE	Yes

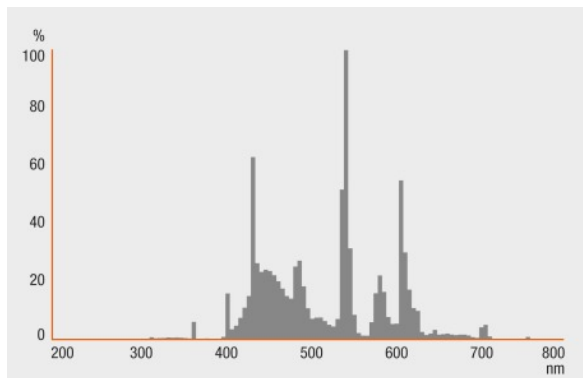
Capabilities

Dimmable	Yes
Suitable for indoor	Yes

Certificates & standards

Energy efficiency class	A
Energy consumption	36 kWh/1000h

Light Distribution



Spectral power distribution

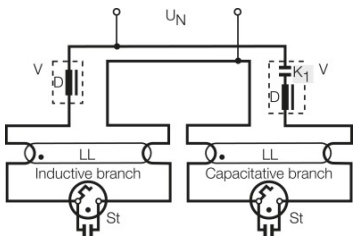
System guarantee

OSRAM System+ Guarantee in combination with OSRAM ECGs

Safety advice

In case of lamp breakage: www.osram.com/brokenlamp

Product datasheet



Circuit diagram

Logistical Data

Product code	Product description	Packaging unit (Pieces/Unit)	Dimensions (length x width x height)	Volume	Gross weight
4008321027986	L 30 W/880	Shipping carton box 25	674 mm x 412 mm x 145 mm	40.26 dm ³	3910.00 g

The mentioned product code describes the smallest quantity unit which can be ordered. One shipping unit can contain one or more single products. When placing an order, for the quantity please enter single or multiples of a shipping unit.

References / Links

For more information on the system guarantee and the terms and conditions of the guarantee visit

▶ www.osram.com/system-guarantee

For more information on QUICKTRONIC electronic control gear go to

▶ www.osram.com/QUICKTRONIC

Disclaimer

Subject to change without notice. Errors and omission excepted. Always make sure to use the most recent release.

L 30 W/880

LUMILUX T8 | Tubular fluorescent lamps 26 mm, with G13 bases

Product name	Product name ECG	EAN	Nominal current	Nominal wattage + Power loss	Luminous flux at 35 °C	Number of lighting outlets
L 30 W/880	HF 1x36/230-240 DIM	4050300297705	0.17 A	36.00 W	2900 lm	1
	HF 2x36/230-240 DIM	4050300350974	0.31 A	71.00 W	2900 lm	2
	QT-FIT 5/8 1x18-39	4008321873927	0.15 A	33.00 W		1
	QT-FIT 5/8 2x18-39	4008321873903	0.27 A	63.00 W		2
	QTi 2x36 DIM		0.31 A	69.00 W	2250 lm	2
	QTi DALI 1x36 DIM	4050300870427	0.16 A	36.00 W	2250 lm	1
	QTi DALI 2x36 DIM	4050300870885	0.31 A	69.00 W	2250 lm	2
	QTP5 1x24-39	4008321329110	0.15 A	33.00 W	3000 lm	1
	QTP5 2x24-39	4008321329417	0.27 A	62.00 W	2850 lm	2
	QTP-OPTIMAL 1x18-40	4008321873743	0.15 A	36.00 W	2850 lm	1
	QTP-OPTIMAL 2x18-40	4008321873767	0.28 A	63.00 W	2850 lm	2

Product name	Product name ECG	EAN	Luminous flux at 25 °C
L 30 W/880	HF 1x36/230-240 DIM	4050300297705	
	HF 2x36/230-240 DIM	4050300350974	
	QT-FIT 5/8 1x18-39	4008321873927	2350 lm
	QT-FIT 5/8 2x18-39	4008321873903	2350 lm

Product datasheet

Product name	Product name ECG	EAN	Luminous flux at 25 °C
	QTi 2x36 DIM		
	QTi DALI 1x36 DIM	4050300870427	
	QTi DALI 2x36 DIM	4050300870885	
	QTP5 1x24-39	4008321329110	
	QTP5 2x24-39	4008321329417	
	QTP-OPTIMAL 1x18-40	4008321873743	
	QTP-OPTIMAL 2x18-40	4008321873767	