

MASTER LEDtube InstantFit HF T8

MASTER LEDtube HF 1500mm HO 20W830 T8

The Philips MASTER LEDtube integrates a LED light source into a traditional fluorescent form factor. Its unique design creates a perfectly uniform visual appearance which cannot be distinguished from traditional fluorescent. The MASTER LEDtube Performance is the ideal solution for customers which have higher light requirements and the want to maximize value over lifetime.(need the longest lifetime). Full energy savings and TCO benefits.

Product data

General Information

Cap-Base	G13 [Medium Bi-Pin Fluorescent]
Main Application	Industrial
Nominal Lifetime (Nom)	50000 h
Switching Cycle	50000X
B50L70	50000 h

Light Technical

Color Code	830 [CCT of 3000K]
Beam Angle (Nom)	160 °
Luminous Flux (Nom)	2900 lm
Luminous Flux (Rated) (Nom)	2900 lm
Rated Beam Angle	160 °
Correlated Color Temperature (Nom)	3000 K
Color Consistency	<6
Color Rendering Index (Nom)	83

LLMF At End Of Nominal Lifetime (Nom) 70 %

Operating and Electrical

Power (Rated) (Nom)	20 W
Lamp Current (Max)	700 mA
Lamp Current (Min)	300 mA
Starting Time (Nom)	0.5 s
Warm Up Time To 60% Light (Nom)	0.5 s
Power Factor (Nom)	0.9
Voltage (Nom)	30-80 V

Temperature

T-Ambient (Max)	45 °C
T-Ambient (Min)	-20 °C
T-Storage (Max)	65 °C
T-Storage (Min)	-40 °C

MASTER LEDtube InstantFit HF T8

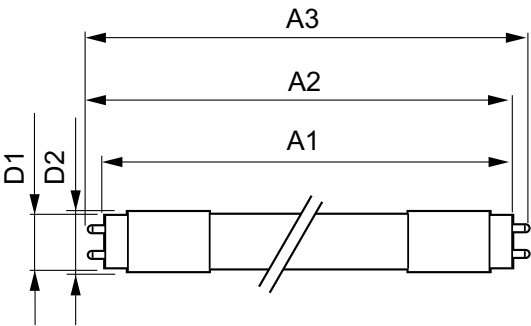
T-Case Maximum (Nom)	55 °C
Controls and Dimming	
Dimmable	Yes
Mechanical and Housing	
Product Length	1500 mm
Approval and Application	
Energy Saving Product	Yes
Energy Efficiency Label (EEL)	A+
Approval Marks	TUV CE marking RoHS compliance KEMA Keur certificate

Energy Consumption kWh/1000 h	24 kWh
Product Data	
Full product code	871869668758100
Order product name	MASTER LEDtube HF 1500mm HO 20W830 T8
EAN/UPC - Product	8718696687581
Order code	929001284602
Numerator - Quantity Per Pack	1
Numerator - Packs per outer box	10
Material Nr. (12NC)	929001284602
Net Weight (Piece)	0.360 kg

Warnings and Safety

- NOTES: The overall energy efficiency and light distribution of any installation that uses these lamps are determined by the design of the installation.


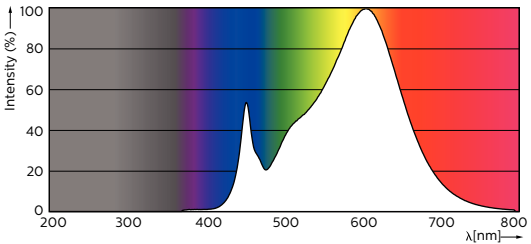
Dimensional drawing



MAS LEDtube HF 1500mm HO 20W830 T8

Product	D1	D2	A1	A2	A3
MASTER LEDtube HF 1500mm HO 20W830 T8	25.6 mm	28 mm	1498.7 mm	1505.8 mm	1512.9 mm

Photometric data



MASTER LEDtube InstantFit HF T8

