

PRODUCT DATASHEET

DULUX LED D26 VT EM & AC MAINS V 9.5W 840 G24D

DULUX LED D VT EM & AC MAINS V | LED replacement for CFLni with 2-pin G24d base for CCG and AC mains operation



VALUE
CLASS

Areas of application

- General illumination within ambient temperatures from -20...+45 °C
- Supermarkets and department stores
- Walkways and corridors
- Hotels, restaurants

Product benefits

- Easy installation
- Low energy consumption
- Easy relamping thanks to compact design
- Operation directly on 230 V AC mains possible

Product features

- LED replacement for conventional compact fluorescent lamps for use in CCG luminaires or on AC mains
- Only suitable for vertical application
- Lifetime: up to 30,000 h
- Single-ended two-pin plug-in G24d base
- Type of protection: IP20
- Mercury-free lamps



TECHNICAL DATA**Electrical data**

Nominal wattage	9.5 W
Construction wattage	9.50 W
Nominal voltage	220...240 V
Operating mode	CCG, AC Mains
Claimed equiv. conventional lamp power	26 W
Nominal current	48 mA
Type of current	AC
Inrush current	6.72 A
Operating frequency	50/60 Hz
Mains frequency	50/60 Hz
Max. lamp no. on circuit break. 10 A (B)	120
Max. lamp no. on circuit break. B10 A - CCG without compensation	120
Max. lamp no. on circuit break. B10 A - CCG with compensation	28
Max. lamp no. on circuit break. 16 A (B)	220
Max. lamp no. on circuit break. B16 A - CCG without compensation	220
Max. lamp no. on circuit break. B16 A - CCG with compensation	46
Total harmonic distortion	≤ 30 %
Power factor λ	> 0.90

Photometrical data

Luminous flux	1200 lm
Nominal useful luminous flux 90°	1200 lm
Luminous efficacy	126 lm/W
Lumen main.fact.at end of nom.life time	0.70
Light color (designation)	Cool White
Color temperature	4000 K
Color rendering index Ra	80
Light color	840
Standard deviation of color matching	≤6 sdc _m
Rated LLMF at 6,000 h	0.90
Flickering metric (Pst LM)	1.0
Stroboscope effect metric (SVM)	0.4



Light technical data

Beam angle	300 °
Warm-up time (60 %)	< 0.50 s
Starting time	< 0.5 s

Dimensions & Weight



Overall length	125.50 mm
Diameter	37.70 mm
Tube diameter	37.7 mm
Maximum diameter	38 mm
Product weight	105.00 g

Temperatures & operating conditions

Ambient temperature range	-20...+45 °C
Maximum temperature at tc test point	75 °C

Lifespan

Lifespan L70/B50 at 25 °C	30000 h
Number of switching cycles	200000
Lumen maintenance at end of service lifetime	0.70
Rated lamp survival factor at 6,000 h	≥ 0.90

Additional product data

Base (standard designation)	G24d
Mercury content	0.0 mg

Mercury-free	Yes
Design / version	Frosted

Capabilities

Dimmable	No
----------	----

Certificates & Standards

Energy efficiency class	E ¹⁾
Energy consumption	10.00 kWh/1000h
Type of protection	IP20
Standards	CE / EAC / UKCA
Photobiological safety group acc. to EN62778	RG0

¹⁾ Energy efficiency class (EEC) on a scale of A (highest efficiency) to G (lowest efficiency)

Country-specific categorizations

Order reference	DULUX LED D26 V
-----------------	-----------------

LOGISTICAL DATA

Temperature range at storage	-20...+80 °C
------------------------------	--------------

Energy labelling regulation data acc EU 2019/2015








Lighting technology used	LED
Non-directional or directional	NDLS
Mains or non-mains	MLS
Light source cap-type (or other electric interface)	G24d
Connected light source (CLS)	No
Color-tuneable light source	No
Envelope	No
High luminance light source	No
Anti-glare shield	No
Correlated colour temperature type	SINGLE_VALUE
Claim of equivalent power	No
Length	125.50 mm
Height	37.70 mm
Width	37.70 mm
Chromaticity coordinate x	0.380
Chromaticity coordinate y	0.380

R9 Colour rendering index	0.00
Beam angle correspondence	SPHERE_360
Survival factor	0,90
Displacement factor	0,90
LED light source replaces a fluorescent light source	No
EPREL ID	1404743
Model number	AC46431,AC46431

Safety advice

- Not suitable for tandem operation.
- The operating temperature range of DULUX LED is restricted. In case of doubt regarding suitability of the application please measure Tc max temperature on the product prior to installation.

DOWNLOAD DATA

Documents and certificates	
	User instruction
	Declarations Of Conformity CE
	Declarations Of Conformity UKCA
Photometric and lighting design files	
	IES file (IES)
	LDT file (Eulumdat)
	LDC typ polar
	Spectral power distribution

LOGISTICAL DATA

Product code	Packaging unit (Pieces/Unit)	Dimensions (length x width x height)	Gross weight	Volume
4058075821910	Folding box 1	41 mm x 41 mm x 134 mm	117.00 g	0.23 dm³

Product code	Packaging unit (Pieces/Unit)	Dimensions (length x width x height)	Gross weight	Volume
4099854110160	Shipping box 10	217 mm x 96 mm x 156 mm	1291.00 g	3.25 dm ³

The mentioned product code describes the smallest quantity unit which can be ordered. One shipping unit can contain one or more single products. When placing an order, for the quantity please enter single or multiples of a shipping unit.

DISCLAIMER

Subject to change without notice. Errors and omission excepted. Always make sure to use the most recent release.