

PRODUCT DATASHEET

LED Classic A 60 Daylight Sensor S 8.8W 827 Frosted E27

LED CLASSIC A DAYLIGHT SENSOR S | Special lamps with daylight sensor, classic bulb shape



SUPERIOR
CLASS

Areas of application

- Wherever constant lighting is necessary at night
- Outdoor use in suitable outdoor luminaires only

Product benefits

- Short payback period thanks to low energy consumption and maintenance costs
- Energy-saving lighting solutions thanks to automatic switch off at daylight (> 20 lux)
- Safety through automatic switch-on at darkness (< 20 lux)
- Low energy consumption
- Easy replacement of classic lamps thanks to compact design
- Instant 100 % light, no warm-up time

Product features

- LED alternative to conventional lamps
- Not dimmable
- Good quality of light; color rendering index $R_a \geq 80$; constant chromaticity
- The integrated light sensor detects daylight level every 10 minutes and turns on/off automatically

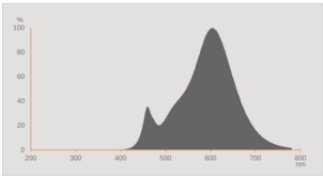


TECHNICAL DATA**Electrical data**

| | |
|--|-------------|
| Nominal wattage | 8.8 W |
| Construction wattage | 8.80 W |
| Nominal voltage | 220...240 V |
| Operating mode | AC Mains |
| Claimed equiv. conventional lamp power | 60 W |
| Nominal current | 55 mA |
| Type of current | AC |
| Inrush current | 0.11 A |
| Operating frequency | 50...60 Hz |
| Mains frequency | 50...60 Hz |
| Max. lamp no. on circuit break. 10 A (B) | 145 |
| Max. lamp no. on circuit break. 16 A (B) | 232 |
| Total harmonic distortion | 92.1 % |
| Power factor λ | > 0.50 |

Photometrical data

| | |
|---|---------------------|
| Luminous flux | 806 lm |
| Nominal useful luminous flux 90° | 806 lm |
| Luminous efficacy | 91 lm/W |
| Lumen main.fact.at end of nom.life time | 0.96 |
| Light color (designation) | Warm White |
| Color temperature | 2700 K |
| Color rendering index Ra | 80 |
| Light color | 827 |
| Standard deviation of color matching | ≤6 sdc _m |
| Rated LLMF at 6,000 h | 0.80 |
| Flickering metric (Pst LM) | 1.0 |
| Stroboscope effect metric (SVM) | 0.4 |



Light technical data

| | |
|---------------------|---------|
| Beam angle | 200 ° |
| Warm-up time (60 %) | 0.50 s |
| Starting time | < 0.5 s |

Dimensions & Weight

| | |
|------------------|-----------|
| Overall length | 108.00 mm |
| Diameter | 60.00 mm |
| Maximum diameter | 60 mm |
| Product weight | 23.00 g |

Temperatures & operating conditions

| | |
|--------------------------------------|--------------|
| Ambient temperature range | -20...+40 °C |
| Maximum temperature at tc test point | 80.3 °C |

Lifespan

| | |
|--|---------|
| Lifespan L70/B50 at 25 °C | 25000 h |
| Number of switching cycles | 100000 |
| Lumen maintenance at end of service lifetime | 0.96 |
| Rated lamp survival factor at 6,000 h | ≥ 0.90 |

Additional product data

| | |
|-----------------------------|--|
| Base (standard designation) | E27 |
| Mercury content | 0.0 mg |
| Mercury-free | Yes |
| Design / version | Frosted |
| Product remark | All technical parameters apply to the entire lamp / Due to the complex production process for light-emitting diodes, the typical values shown for the technical LED parameters are purely statistical values that do not necessarily match the actual technical parameters of each individual product, which can vary from the typical value |

Capabilities

| | |
|----------|----|
| Dimmable | No |
|----------|----|

Certificates & Standards

| | |
|--|----------------|
| Energy efficiency class | F 1) |
| Energy consumption | 9.00 kWh/1000h |
| Type of protection | IP20 |
| Standards | CE |
| Photobiological safety group acc. to EN62778 | RG0 |

1) Energy efficiency class (EEC) on a scale of A (highest efficiency) to G (lowest efficiency)

Country-specific categorizations

| | |
|-----------------|-----------------|
| Order reference | LED CLA60 DS 8. |
|-----------------|-----------------|

LOGISTICAL DATA



| | |
|------------------------------|--------------|
| Temperature range at storage | -20...+80 °C |
|------------------------------|--------------|

Energy labelling regulation data acc EU 2019/2015

| | |
|---|--------------|
| Lighting technology used | LED |
| Non-directional or directional | NDLS |
| Mains or non-mains | MLS |
| Light source cap-type (or other electric interface) | E27 |
| Connected light source (CLS) | No |
| Color-tuneable light source | No |
| Envelope | No |
| High luminance light source | No |
| Anti-glare shield | No |
| Correlated colour temperature type | SINGLE_VALUE |
| Standby power | 0.50 W |
| Networked standby power for CLS | 0.50 W |
| Claim of equivalent power | Yes |
| Length | 108.00 mm |
| Height | 60.00 mm |
| Width | 60.00 mm |
| Chromaticity coordinate x | 0.458 |
| Chromaticity coordinate y | 0.410 |

| | |
|--|------------|
| R9 Colour rendering index | 0.00 |
| Beam angle correspondence | SPHERE_360 |
| Survival factor | 0.90 |
| Displacement factor | 0.50 |
| LED light source replaces a fluorescent light source | No |
| EPREL ID | 1338683 |
| Model number | AC45040 |

DOWNLOAD DATA

| Documents and certificates | |
|---|-------------------------------|
|  | Declarations Of Conformity CE |
| Photometric and lighting design files | |
|  | Spectral power distribution |

LOGISTICAL DATA

| Product code | Packaging unit (Pieces/Unit) | Dimensions (length x width x height) | Gross weight | Volume |
|---------------|------------------------------|--------------------------------------|--------------|----------------------|
| 4099854043956 | Folding box 1 | 61 mm x 61 mm x 112 mm | 37.00 g | 0.42 dm ³ |
| 4099854043963 | Shipping box 10 | 315 mm x 136 mm x 126 mm | 463.00 g | 5.40 dm ³ |

The mentioned product code describes the smallest quantity unit which can be ordered. One shipping unit can contain one or more single products. When placing an order, for the quantity please enter single or multiples of a shipping unit.

DISCLAIMER

Subject to change without notice. Errors and omission excepted. Always make sure to use the most recent release.