

PRODUCT DATASHEET

LED TUBE T8 EM FOOD P 1200 mm 11.6W 833

LED TUBE T8 EM FOOD P | LED tubes for electromagnetic control gear (CCG) and AC mains, shatterproof, for food presentation



Areas of application

- Food presentation in e.g. butchers, bakeries, supermarkets or meat processors
- Suitable for ambient temperatures of -20 to +50° C

Product benefits

- Food looks fresh and appetizing without unduly “beautifying” it
- Quick, simple and safe replacement of fluorescent lamps without rewiring the CCG
- Energy savings of up to 74 % (compared to T8 fluorescent lamp)
- Shatter protection thanks to special PET coating
- Support the implementation of the HACCP concepts from production through to presentation
- No bending thanks to glass tube
- Also suitable for operation at low temperatures

Product features

- Specially tailored spectral distribution (comparable to T8 FL NATURA 76)
- LED replacement for classic T8 fluorescent lamps with G13 socket for use in CCG luminaires or on AC mains
- Lamp tube made of glass with splinter protection e.g. for food industry applications



- ENEC 10 VDE mark
- Type of protection: IP20
- Mercury-free and RoHS compliant

TECHNICAL DATA

Electrical data

Nominal wattage	11.6 W
Construction wattage	11.60 W
Nominal voltage	220...240 V
Operating mode	CCG, AC Mains
Nominal current	55 mA
Type of current	AC
Inrush current	6.12 A
Suitable for DC input	Yes
Input voltage DC	186...260 V
Operating frequency	50/60 Hz
Mains frequency	50/60 Hz
Max. lamp no. on circuit break. 10 A (B)	98
Max. lamp no. on circuit break. B10 A - CCG without compensation	98
Max. lamp no. on circuit break. B10 A - CCG with compensation	13
Max. lamp no. on circuit break. 16 A (B)	122
Max. lamp no. on circuit break. B16 A - CCG without compensation	122
Max. lamp no. on circuit break. B16 A - CCG with compensation	16
Total harmonic distortion	< 20 %
Power factor λ	> 0.90

Photometrical data

Luminous flux	1100 lm
Luminous efficacy	94 lm/W
Lumen main.fact.at end of nom.life time	0.70
Light color (designation)	NATURA
Color temperature	3300 K
Color rendering index Ra	80
Light color	833
Standard deviation of color matching	≤6 sdcn
Rated LLMF at 6,000 h	0.80

Light technical data

Beam angle	190 °
------------	-------

Warm-up time (60 %)	< 0.50 s
Starting time	< 0.5 s

Dimensions & Weight



Overall length	1212.00 mm
Length with base excl. base pins/connection	1200.00 mm
Diameter	26.70 mm
Tube diameter	25.8 mm
Maximum diameter	27 mm
Product weight	183.00 g

Temperatures & operating conditions

Ambient temperature range	-20...+50 °C
Maximum temperature at tc test point	65 °C

Lifespan

Lifespan L70/B50 at 25 °C	60000 h
Number of switching cycles	200000
Lumen maintenance at end of service lifetime	0.70
Rated lamp survival factor at 6,000 h	≥ 0.90

Additional product data

Base (standard designation)	G13
Mercury content	0.0 mg
Mercury-free	Yes

Capabilities

Dimmable	No
----------	----

Certificates & Standards

Energy consumption	12.00 kWh/1000h
Type of protection	IP20

Standards	CE / UKCA / VDE / ENEC / EAC
Photobiological safety group acc. to EN62778	RG0

Country-specific categorizations

Order reference	LEDTUBE T8 EM F
-----------------	-----------------

Energy labelling regulation data acc EU 2019/2015

Lighting technology used	LED
Non-directional or directional	NDLS
Mains or non-mains	MLS
Light source cap-type (or other electric interface)	G13
Connected light source (CLS)	No
Color-tuneable light source	No
Envelope	No
High luminance light source	No
Anti-glare shield	No
Standby power	0 W
Claim of equivalent power	No
Length	1212.00 mm
Height	26.70 mm
Width	26.70 mm
Chromaticity coordinate x	0.3684
Chromaticity coordinate y	0.2816
R9 Colour rendering index	70
Beam angle correspondence	SPHERE_360
Survival factor	0.9
Displacement factor	0.9
LED light source replaces a fluorescent light source	No







EQUIPMENT / ACCESSORIES

- Suitable for operation with low-loss and conventional control gears

Safety advice

- Not suitable for operation with electronic control gear.
- Operation in outdoor applications in suitable damp-proof luminaires possible according to data sheet and installation instruction.
- Not suitable for emergency lighting

DOWNLOAD DATA

Documents and certificates	
	User instruction
	Declarations Of Conformity CE
	Declarations Of Conformity UKCA
Photometric and lighting design files	
	IES file (IES)
	LDT file (Eulumdat)
	LDC typ polar

LOGISTICAL DATA

Product code	Packaging unit (Pieces/Unit)	Dimensions (length x width x height)	Gross weight	Volume
4099854045004	Sleeve 1	1,305 mm x 29 mm x 29 mm	212.00 g	1.10 dm ³
4099854045011	Shipping box 10	1,335 mm x 180 mm x 95 mm	2660.00 g	22.83 dm ³

The mentioned product code describes the smallest quantity unit which can be ordered. One shipping unit can contain one or more single products. When placing an order, for the quantity please enter single or multiples of a shipping unit.

References / Links

– For current information see www.ledvance.com/ledtube

Legal advice

– When used to replace a T8 fluorescent lamp the total energy efficiency and light distribution depends on the design of the lighting system.

DISCLAIMER

Subject to change without notice. Errors and omission excepted. Always make sure to use the most recent release.