

# PRODUCT DATASHEET

## DULUX LED S11 EM & AC MAINS V 6W 830 G23

DULUX LED S EM & AC MAINS V | LED replacement for short CFLni, with 2-pin G23 base for CCG and AC mains operation



---

### Areas of application

- General illumination within ambient temperatures from -20...+45 °C
- Supermarkets and department stores
- Walkways and corridors
- Hotels, restaurants

---

### Product benefits

- Easy installation
- Low energy consumption
- Easy relamping thanks to compact design
- Operation directly on 230 V AC mains possible

---

### Product features

- LED replacement for conventional compact fluorescent lamps for use in CCG luminaires or on AC mains
- Lifetime: up to 30,000 h
- Single-ended two-pin plug-in G23 base
- Type of protection: IP20
- Mercury-free lamps



---

**TECHNICAL DATA****Electrical data**

Nominal wattage	6 W
Construction wattage	6.00 W
Nominal voltage	220...240 V
Claimed equiv. conventional lamp power	11 W
Nominal current	28 mA
Type of current	AC
Inrush current	5 A
Operating frequency	50/60 Hz
Mains frequency	50/60 Hz
Max. lamp no. on circuit break. 10 A (B)	24
Max. lamp no. on circuit break. B10 A - CCG without compensation	10
Max. lamp no. on circuit break. B10 A - CCG with compensation	13
Max. lamp no. on circuit break. 16 A (B)	30
Max. lamp no. on circuit break. B16 A - CCG without compensation	16
Max. lamp no. on circuit break. B16 A - CCG with compensation	21
Total harmonic distortion	≤ 30 %
Power factor $\lambda$	> 0.90

**Photometrical data**

Luminous flux	630 lm
Nominal useful luminous flux 90°	630 lm
Luminous efficacy	105 lm/W
Lumen main.fact.at end of nom.life time	0.70
Light color (designation)	Warm White
Color temperature	3000 K
Color rendering index Ra	80
Light color	830
Standard deviation of color matching	≤6 sdcm
Flickering metric (Pst LM)	1.0
Stroboscope effect metric (SVM)	0.4



Light technical data

Beam angle	120 °
Warm-up time (60 %)	< 0.50 s
Starting time	< 0.5 s

Dimensions & Weight



Overall length	220.00 mm
Diameter	32.30 mm
Tube diameter	26,0 mm
Maximum diameter	33 mm
Product weight	52.00 g

Temperatures & operating conditions

Ambient temperature range	-20...+45 °C
Maximum temperature at tc test point	75 °C

Lifespan

Lifespan	30000 h <sup>1)</sup>
Number of switching cycles	200000
Lumen maintenance at end of service lifetime	0.70
Rated lamp survival factor at 6,000 h	≥ 0.90

<sup>1)</sup> L70/B50

Additional product data

Base (standard designation)	G23
Mercury content	0.0 mg
Mercury-free	Yes
Design / version	Frosted

### Capabilities

Dimmable	No
----------	----

### Certificates & Standards

Energy efficiency class	F <sup>1)</sup>
Energy consumption	6.00 kWh/1000h
Type of protection	IP20
Standards	CE / EAC / UKCA
Photobiological safety group acc. to EN62778	RG0

<sup>1)</sup> Energy efficiency class (EEC) on a scale of A (highest efficiency) to G (lowest efficiency)

### Country-specific categorizations

Order reference	DULUX LED S11 E
-----------------	-----------------

### LOGISTICAL DATA

Temperature range at storage	-20...+80 °C
------------------------------	--------------

### Energy labelling regulation data acc EU 2019/2015










Lighting technology used	LED
Non-directional or directional	NDLS
Mains or non-mains	MLS
Light source cap-type (or other electric interface)	G23
Connected light source (CLS)	No
Color-tuneable light source	No
Envelope	No
High luminance light source	No
Anti-glare shield	No
Correlated colour temperature type	SINGLE_VALUE
Claim of equivalent power	No
Length	220.00 mm
Height	32.30 mm
Width	32.30 mm

Chromaticity coordinate x	0.433
Chromaticity coordinate y	0.403
R9 Colour rendering index	0.00
Beam angle correspondence	SPHERE_360
Survival factor	0.90
Displacement factor	0.90
LED light source replaces a fluorescent light source	No
EPREL ID	1404752
Model number	AC46410

### Safety advice

- Suitable for tandem operation.
- The operating temperature range of DULUX LED is restricted. In case of doubt regarding suitability of the application please measure Tc max temperature on the product prior to installation.

### DOWNLOAD DATA

Documents and certificates	
	User instruction
	Declarations Of Conformity CE
	Declarations Of Conformity UKCA
Photometric and lighting design files	
	IES file (IES)
	LDT file (Eulumdat)
	UGR file (UGR table)
	LDC typ cone
	LDC typ polar
	Spectral power distribution

## LOGISTICAL DATA

Product code	Packaging unit (Pieces/Unit)	Dimensions (length x width x height)	Gross weight	Volume
4058075823013	Folding box 1	24 mm x 35 mm x 226 mm	70.00 g	0.19 dm <sup>3</sup>
4058075823020	Shipping box 10	128 mm x 79 mm x 238 mm	772.00 g	2.41 dm <sup>3</sup>

The mentioned product code describes the smallest quantity unit which can be ordered. One shipping unit can contain one or more single products. When placing an order, for the quantity please enter single or multiples of a shipping unit.

## DISCLAIMER

Subject to change without notice. Errors and omission excepted. Always make sure to use the most recent release.