

# PRODUCT DATASHEET

## LED Classic B 40 Filament DIM Energy efficiency class B S 2.5W 827 Clear E14

LED CLASSIC B ENERGY EFFICIENCY B DIM S | Dimmable LED lamps, classic candle shape, ENERGY EFFICIENCY CLASS B



SUPERIOR  
CLASS

### Areas of application

- Perfect for decorative installations
- Domestic applications
- General illumination
- Outdoor use in outdoor luminaires only (minimum IP65)

### Product benefits

- Lamps with innovative LED "filament" technology
- Very low energy consumption
- Design, dimensions, luminous flux comparable to a halogen lamp
- Instant 100 % light, no warm-up time
- Low flickering

### Product features

- LED lamps for line voltage
- Very high efficiency of up to 188 lm/W
- Beam angle: up to 300°
- Very long lifetime of up to 50,000 h
- Very high number of switching cycles 500,000



– Dimmable

TECHNICAL DATA

Electrical data

Nominal wattage	2.5 W
Construction wattage	2.50 W
Nominal voltage	220...240 V
Operating mode	AC Mains
Claimed equiv. conventional lamp power	40 W
Nominal current	18 mA
Type of current	AC
Inrush current	0.256 A
Operating frequency	50/60 Hz
Mains frequency	50/60 Hz
Max. lamp number on MCB B10 A	457
Max. lamp number on MCB B16 A	731
Total harmonic distortion	129.2 %
Power factor $\lambda$	> 0.50

Photometrical data

Luminous flux	470 lm
Luminous efficacy	188 lm/W
Lumen main.fact.at end of nom.life time	0.96
Light color (designation)	Warm White
Color temperature	2700 K
Color rendering index Ra	80
Light color	827
Standard deviation of color matching	≤6 sdcm
Flickering metric (Pst LM)	≤1.0
Stroboscope effect metric (SVM)	≤0.4



EPREL Data Spectral Diagram LEDr\_2700K\_EELB\_EELC\_Dim

Light technical data

Beam angle	300 °
Warm-up time (60 %)	< 0.50 s
Starting time	< 0.5 s

Dimensions & Weight



Overall length	100.00 mm
Diameter	35.00 mm
Maximum diameter	35 mm
Product weight	16.00 g

Temperatures & operating conditions

Ambient temperature range	-20...+40 °C
Maximum temperature at tc test point	50 °C

Lifespan

Lifespan L70/B50 at 25 °C	50000 h
Number of switching cycles	500000
Lumen maintenance at end of service lifetime	0.96

Additional product data

Base (standard designation)	E14
Mercury content	0.0 mg
Mercury-free	Yes
Design / version	Clear
Product remark	All technical parameters apply to the entire lamp / Due to the complex production process for light-emitting diodes, the typical values shown for the technical LED parameters are purely statistical values that do not necessarily match the actual technical parameters of each individual product, which can vary from the typical value

## Capabilities

Dimmable	Yes <sup>1)</sup>
----------	-------------------

<sup>1)</sup> Check dimmer compatibility at [ledvance.com/compatibility](https://www.ledvance.com/compatibility)

## Certificates &amp; Standards

Energy efficiency class	B <sup>1)</sup>
Energy consumption	3.00 kWh/1000h
Type of protection	IP20
Standards	CE / EAC / UKCA
Photobiological safety group acc. to EN62778	RG0

<sup>1)</sup> Energy efficiency class (EEC) on a scale of A (highest efficiency) to G (lowest efficiency)

## Country-specific categorizations

Order reference	LEDCLB40DIMEELB
-----------------	-----------------

## LOGISTICAL DATA

Temperature range at storage	-20...+80 °C
------------------------------	--------------

## Energy labelling regulation data acc EU 2019/2015



Lighting technology used	LED
Non-directional or directional	NDLS
Mains or non-mains	MLS
Light source cap-type (or other electric interface)	E14
Connected light source (CLS)	No
Color-tuneable light source	No
Envelope	No
High luminance light source	No
Anti-glare shield	No
Correlated colour temperature type	SINGLE_VALUE
Standby power	0 W
Claim of equivalent power	Yes
Length	100.00 mm
Height	35.00 mm
Width	35.00 mm
Chromaticity coordinate x	0.4578
Chromaticity coordinate y	0.4101


R9 Colour rendering index	1
Beam angle correspondence	SPHERE_360
Survival factor	0.90
Displacement factor	0.5
LED light source replaces a fluorescent light source	No
EPREL ID	2185092
Model number	AC70210

Safety advice

- Do not touch the lamp if broken.
- Must not be used if outer bulb is defective.

DOWNLOAD DATA

Documents and certificates		Document name
	Declarations of conformity	LED lamps
	Declarations of conformity UKCA	LED lamps

Photometric and lighting design files		Document name
	Spectral power distribution	EPREL Data Spectral Diagram LEDr _2700K_EELB_EELC_Dim

LOGISTICAL DATA

Product code	Packaging unit (Pieces/Unit)	Dimensions (length x width x height)	Gross weight	Volume
4099854478079	Folding box 1	39 mm x 39 mm x 109 mm	25.00 g	0.17 dm³
4099854478086	Shipping box 10	205 mm x 87 mm x 123 mm	298.00 g	2.19 dm³

The mentioned product code describes the smallest quantity unit which can be ordered. One shipping unit can contain one or more single products. When placing an order, for the quantity please enter single or multiples of a shipping unit.

DISCLAIMER

Subject to change without notice. Errors and omission excepted. Always make sure to use the most recent release.