

## SHP-S / SHP-TS Twinarc

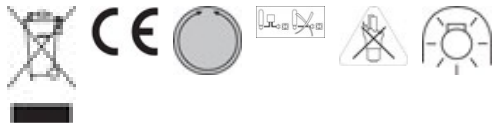
SA SHP-S 250W TWINARC E40 SLV

### 0020742



#### Range Features

- Range of high pressure sodium lamps with double arc tube construction
- Dual arc tube design guarantees immediate re-strike after a power interruption
- Doubled lamp life and reduced occurrence of early failures
- Exceptional reliability, offering 6 years of maintenance-free service and superior lumen maintenance, exceeding 95% over life
- Ideal for applications which are difficult to access, or where maintenance is expensive
- Perfect for tunnels, airports, military installations, harbours and industrial sites



### PRODUCT OVERVIEW

Lamp finish	coated
Lamp shape	elliptical
Colour temperature (K)	2050
CRI (Ra)	20
Dimmable	Yes
EAN code	5410288207421
Energy class	A+
Cap/Base	E40
Type	SHP-S
Watt (Nominal) (W)	255
Light colour	0
Ordering number	0020742
Efficacy (Rated) (lm/w)	116
Average life (Rated) (h)	55000
Luminous flux (Rated) (lm)	30000
Technology	HID
Voltage (V)	100

### DATA TABLE

#### Optical data

Ambient temperature for maximum luminous flux (°C)	25
Colour temperature (K)	2050
CRI (Ra)	20
Light colour	0
Luminous flux (Nominal) (lm)	30000

## SHP-S / SHP-TS Twinarc

SA SHP-S 250W TWINARC E40 SLV

### 0020742

Rated lumen maint. factor at 12000 h	0.91
Rated lumen maint. factor at 12000 h 50Hz	0.91
Rated lumen maint. factor at 16000 h	0.9
Rated lumen maint. factor at 16000 h 50Hz	0.9
Rated lumen maint. factor at 20000 h	0.89
Rated lumen maint. factor at 20000 h 50Hz	0.89
Rated lumen maint. factor at 2000 h	0.98
Rated lumen maint. factor at 2000 h 50Hz	0.98
Rated lumen maint. factor at 4000 h	0.96
Rated lumen maint. factor at 4000 h 50Hz	0.96
Rated lumen maint. factor at 6000 h	0.94
Rated lumen maint. factor at 6000 h 50Hz	0.94
Rated lumen maint. factor at 8000 h	0.93
Rated lumen maint. factor at 8000 h 50Hz	0.93
Luminous flux (Rated) (lm)	30000

#### General data

Average life (Nominal) (h)	55000
Control gear required	yes
Lamp finish	coated
Lamp shape	elliptical
Dimmable	Yes
EAN code	5410288207421
Energy class	A+
Fixture rating	open
General application	Logistics and Industry; Outdoor
IEC Reference	IEC 60662
IEC Reference 2	IEC 62035
Intended purpose	General lighting
Cap/Base	E40
Lamp mercury content (mg)	43.2
Type	SHP-S
Life T90	24000

## SHP-S / SHP-TS Twinarc

### SA SHP-S 250W TWINARC E40 SLV

#### 0020742

<p><b>Notes</b></p>	<p>Sylvania SHP lamps can be dimmed with negligible impact on performance creating the potential for flexible light levels and reduced energy consumption.</p> <p>Dimming is supported on electronic square wave ballasts and magnetic systems that can maintain the open circuit voltage. Square wave operation is recommended.</p> <p>Dimming causes a reduction of light and some colour change. We advise to start the lamps at full power and to hold this for 15 minutes before reducing the power. To avoid extinguishing the power should be adjusted gradually taking a few minutes to reach the final dimming condition.</p> <p>Square wave dimming down to 50% of the rated power will have negligible impact on performance, dimming down to 35% of the rated power can affect lumen maintenance and colour appearance.</p> <p>Dimming by means of voltage on magnetic systems is not advised as this increases the chance of lamp extinguishing. Dimming by phase-cutting on magnetic systems is not allowed. Instant dimming on magnetic systems by adding an impedance is suggested down to 50% of the rated power but the average life can be reduced.</p>
<p><b>Ordering number</b></p>	<p>0020742</p>
<p><b>Range features</b></p>	<p>Range of high pressure sodium lamps with double arc tube construction</p> <p>Dual arc tube design guarantees immediate re-strike after a power interruption</p> <p>Doubled lamp life and reduced occurrence of early failures</p> <p>Exceptional reliability, offering 6 years of maintenance-free service and superior lumen maintenance, exceeding 95% over life</p> <p>Ideal for applications which are difficult to access, or where maintenance is expensive</p> <p>Perfect for tunnels, airports, military installations, harbours and industrial sites</p>
<p><b>Product name</b></p>	<p>SA SHP-S 250W TWINARC E40 SLV</p>
<p><b>Average life (Rated) (h)</b></p>	<p>55000</p>
<p><b>Rated survival factor at 12000 h</b></p>	<p>0.98</p>
<p><b>Rated survival factor at 12000 h 50Hz</b></p>	<p>0.98</p>
<p><b>Rated survival factor at 16000 h</b></p>	<p>0.96</p>
<p><b>Rated survival factor at 16000 h 50Hz</b></p>	<p>0.96</p>
<p><b>Rated survival factor at 20000 h</b></p>	<p>0.93</p>
<p><b>Rated survival factor at 20000 h 50Hz</b></p>	<p>0.93</p>
<p><b>Rated survival factor at 2000 h</b></p>	<p>1</p>
<p><b>Rated survival factor at 2000 h 50Hz</b></p>	<p>1</p>
<p><b>Rated survival factor at 4000 h</b></p>	<p>1</p>
<p><b>Rated survival factor at 4000 h 50Hz</b></p>	<p>1</p>
<p><b>Rated survival factor at 6000 h</b></p>	<p>1</p>
<p><b>Rated survival factor at 6000 h 50Hz</b></p>	<p>1</p>
<p><b>Rated survival factor at 8000 h</b></p>	<p>0.99</p>
<p><b>Rated survival factor at 8000 h 50Hz</b></p>	<p>0.99</p>

## SHP-S / SHP-TS Twinarc SA SHP-S 250W TWINARC E40 SLV 0020742

Special purpose lamp	No
Technology	HID
Transformer required	no
Sales pack quantity	1
E-number SE	8358109
E-number FI	4845537

### Electrical data

Current (A)	2.95
Ignition voltage (V)	0
kWh per 1000 hours burning time	281
Watt (Nominal) (W)	255
Efficacy (Rated) (lm/w)	116
Watt (Rated) (W)	255
Voltage (V)	100

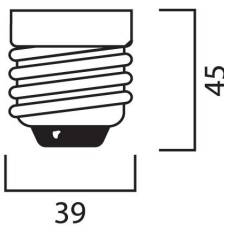
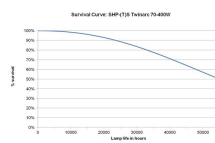
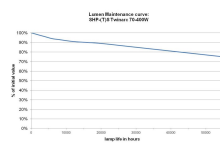
### Physical data

Max. Lamp Diameter (mm) - D	91
Lamp Length (mm) - C/L	227
Single packaging type	Box/Sleeve
Weight (kg)	0.15
Outer package dimensions (L x W x H) (cm)	38.00 x 28.00 x 28.00
Single package dimensions (L x W x H) (cm)	25.00 x 9.00 x 9.00

## TECHNICAL DRAWINGS



E40



SHP-S / SHP-TS Twinarc  
SA SHP-S 250W TWINARC E40 SLV  
**0020742**

