

SHP-TS GroLux

SA SHP-TS 600W GROLUX E40 SLV

0020808



Range Features

- Patented arc tube delivers highest photosynthetic efficiency of any lamp in the world
- Performance maintained at an exceptional level due to improved structure of outer bulb
- Optimised for the highest Phytolumens or PAR output
- GroLux light spectrum maximises red output essential for plant growth
- Industry leading lumen maintenance of 95% at the end of life
- Suitable for a plethora of applications related to plant growth



PRODUCT OVERVIEW

Lamp finish	clear
Lamp shape	tubular
Colour temperature (K)	2050
CRI (Ra)	20
Dimmable	Yes

SHP-TS GroLux

SA SHP-TS 600W GROLUX E40 SLV

0020808

EAN code	5410288208084
Energy class	A++
Cap/Base	E40
Type	SHP-TS
Watt (Nominal) (W)	615
Light colour	0
Ordering number	0020808
Efficacy (Rated) (lm/w)	149
Average life (Rated) (h)	26000
Luminous flux (Rated) (lm)	90000
Technology	HID
Voltage (V)	125

DATA TABLE

Optical data

Ambient temperature for maximum luminous flux (°C)	25
Colour temperature (K)	2050
CRI (Ra)	20
Light colour	0
Luminous flux (Nominal) (lm)	90000
Rated lumen maint. factor at 12000 h	0.91
Rated lumen maint. factor at 12000 h 50Hz	0.91
Rated lumen maint. factor at 16000 h	0.9
Rated lumen maint. factor at 16000 h 50Hz	0.9
Rated lumen maint. factor at 20000 h	0.89
Rated lumen maint. factor at 20000 h 50Hz	0.89
Rated lumen maint. factor at 2000 h	0.98
Rated lumen maint. factor at 2000 h 50Hz	0.98
Rated lumen maint. factor at 4000 h	0.96
Rated lumen maint. factor at 4000 h 50Hz	0.96
Rated lumen maint. factor at 6000 h	0.94
Rated lumen maint. factor at 6000 h 50Hz	0.94
Rated lumen maint. factor at 8000 h	0.93
Rated lumen maint. factor at 8000 h 50Hz	0.93
Luminous flux (Rated) (lm)	90000

SHP-TS GroLux

SA SHP-TS 600W GROLUX E40 SLV

0020808

General data

Average life (Nominal) (h)	26000
Control gear required	yes
Lamp finish	clear
Lamp shape	tubular
Dimmable	Yes
EAN code	5410288208084
Energy class	A++
Fixture rating	open
General application	Logistics and Industry; Outdoor
IEC Reference	IEC 60662
IEC Reference 2	IEC 62035
Intended purpose	General lighting
Cap/Base	E40
Lamp mercury content (mg)	32.4
Type	SHP-TS
Life T90	12000
Ordering number	0020808

Patented arc tube delivers highest photosynthetic efficiency of any lamp in the world
Performance maintained at an exceptional level due to improved structure of outer bulb

Range features

Optimised for the highest Phytolumens or PAR output
GroLux light spectrum maximises red output essential for plant growth
Industry leading lumen maintenance of 95% at the end of life
Suitable for a plethora of applications related to plant growth

Product name	SA SHP-TS 600W GROLUX E40 SLV
Average life (Rated) (h)	26000
Rated survival factor at 12000 h	0.9
Rated survival factor at 12000 h 50Hz	0.9
Rated survival factor at 16000 h	0.79
Rated survival factor at 16000 h 50Hz	0.79
Rated survival factor at 20000 h	0.66
Rated survival factor at 20000 h 50Hz	0.66
Rated survival factor at 2000 h	1
Rated survival factor at 2000 h 50Hz	1
Rated survival factor at 4000 h	0.99
Rated survival factor at 4000 h 50Hz	0.99
Rated survival factor at 6000 h	0.98
Rated survival factor at 6000 h 50Hz	0.98
Rated survival factor at 8000 h	0.97
Rated survival factor at 8000 h 50Hz	0.97
Special purpose lamp	No

SHP-TS GroLux

SA SHP-TS 600W GROLUX E40 SLV

0020808

Technology	HID
Transformer required	no
Sales pack quantity	12
E-number SE	8358019
E-number FI	4844455

Electrical data

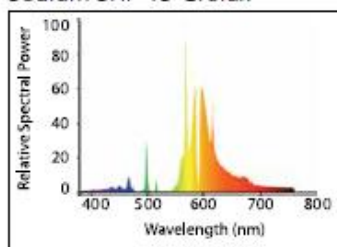
Current (A)	5.5
kWh per 1000 hours burning time	677
Watt (Nominal) (W)	615
Efficacy (Rated) (lm/w)	149
Watt (Rated) (W)	615
Voltage (V)	125

Physical data

Max. Lamp Diameter (mm) - D	48
Lamp Length (mm) - C/L	292
Single packaging type	Box/Sleeve
Weight (kg)	0.18
Outer package dimensions (L x W x H) (cm)	28.00 x 23.00 x 33.00
Single package dimensions (L x W x H) (cm)	30.50 x 5.00 x 5.00

PHOTOMETRY

Sodium SHP-TS GroLux



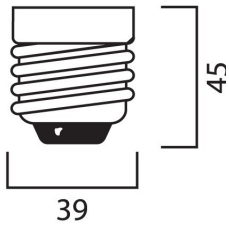
TECHNICAL DRAWINGS

SHP-TS GroLux

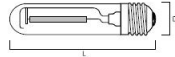
SA SHP-TS 600W GROLUX E40 SLV

0020808


E40



SHP-TS GROLUX



SHP-TS GroLux	250W	400W	600W
L	260	292	292
D	48	48	48




ENERGY LABEL

енергия · ενεργεια

SYLVANIA

0020808



677 kWh/1000h