

DULUX D/E 10 W/840

OSRAM DULUX D/E | CFLni, 2 tubes, with 4-pin base for ECG operation



Areas of application

- Offices, public buildings
- Shops
- Supermarkets and department stores
- Hotels, restaurants
- Industry

Product benefits

- Extremely economical
- Good quality of light
- Excellent luminous flux
- Long service life
- Improved maintenance
- OSRAM System+ Guarantee in combination with OSRAM QUICKTRONIC ECG

Product features

- Average life: 20,000 h (with QUICKTRONIC)
- Color rendering index R_a : 80...89
- Dimmable (3...100 %)
- Short and compact pin-base lamp with double-turn tubes
- Single-ended four-pin plug-in G24q base
- Operates on battery, solar and AC power with suitable electronic control gear



Product datasheet

Technical data

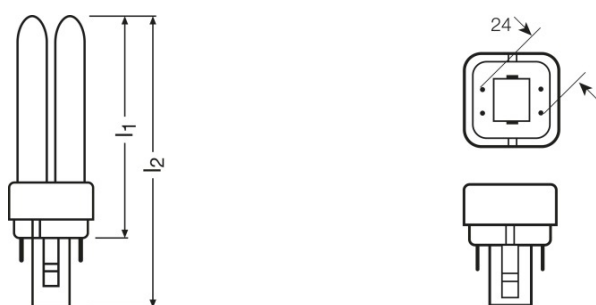
Electrical data

Nominal wattage	10.00 W
Rated lamp efficacy (HF data 25 °C)	Under clarification by authority and standardization body
Rated wattage	10.00 W
Rated luminous flux	600 lm

Photometrical data

Nominal luminous flux	600 lm
Light color (designation)	LUMILUX Cool White
Luminous flux at 25 °C	600 lm
Color temperature	4000 K
Color rendering index Ra	≥80
Rated LLMF at 2,000 h	0.90
Rated LLMF at 4,000 h	0.84
Rated LLMF at 6,000 h	0.83
Rated LLMF at 8,000 h	0.81
Rated LLMF at 12,000 h	0.79
Rated LLMF at 16,000 h	0.78
Rated LLMF at 20,000 h	0.77

Dimensions & weight



Diameter	12.0 mm
Overall length	101.0 mm
Length	103.0 mm
Length acc. to IEC standard	95 mm
Length with base excl. base pins/connection	87.00 mm

Product datasheet

Outer bulb	T11X2
Maximum diameter	11.0 mm

Lifespan

Nominal lamp life time	20000 h
Rated lamp life time	20000 h
Service life	13000 h ¹⁾
Rated lamp survival factor at 2,000 h	0.99
Rated lamp survival factor at 4,000 h	0.99
Rated lamp survival factor at 6,000 h	0.99
Rated lamp survival factor at 8,000 h	0.99
Rated lamp survival factor at 12,000 h	0.95
Rated lamp survival factor at 16,000 h	0.81
Rated lamp survival factor at 20,000 h	0.50
Operation mode LLMF/LSF	HF
Lifespan	20000 h ¹⁾

¹⁾ With preheat ECG

Additional product data

Base (standard designation)	G24q-1
Lamp mercury content	1.3 mg

Capabilities

Dimmable	Yes
Suitable for indoor	Yes

Certificates & standards

Energy efficiency class	A
Energy consumption	11 kWh/1000h

Country specific categorizations

ILCOS	FSQH-10/840-/P/-G24q-1
-------	------------------------

Light Distribution



Spectral power distribution



Guarantee

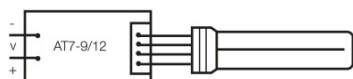
Equipment / Accessories

- Suitable for operation on electronic control gear

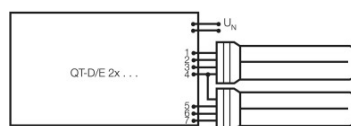
Safety advice

In case of lamp breakage: www.osram.com/brokenlamp

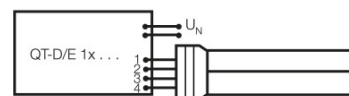
Product datasheet



Circuit diagram



Circuit diagram



Circuit diagram

Logistical Data

Product code	Product description	Packaging unit (Pieces/Unit)	Dimensions (length x width x height)	Volume	Gross weight
4050300017587	DULUX D/E 10 W/840	Shipping carton box 10	186 mm x 133 mm x 82 mm	2.03 dm ³	428.00 g

The mentioned product code describes the smallest quantity unit which can be ordered. One shipping unit can contain one or more single products. When placing an order, for the quantity please enter single or multiples of a shipping unit.

References / Links

For more information on QUICKTRONIC electronic control gear go to

▶ www.osram.com/QUICKTRONIC

Disclaimer

Subject to change without notice. Errors and omission excepted. Always make sure to use the most recent release.

DULUX D/E 10 W/840

OSRAM DULUX D/E | CFLni, 2 tubes, with 4-pin base for ECG operation

Product name	Product name ECG	EAN	Nominal current	Nominal wattage + Power loss	Luminous flux at 25 °C	Number of lighting outlets
DULUX D/E 10 W/840	QT-ECO 1x4-16/220-240 L	4050300660370	0.08 A	11.50 W	600 lm	1
	QT-ECO 1x4-16/220-240 S	4050300638584	0.08 A	11.50 W	600 lm	1
	QT-ECO 2x5-11/220-240 S	4050300821504	0.14 A	20.00 W	600 lm	2
	QTP-D/E 1x10-13	4008321181572	0.05 A	12.00 W	600 lm	1
	QTP-D/E 2x10-13	4008321181596	0.09 A	21.00 W	2*600 lm	2