

DULUX D/E 10 W/830

OSRAM DULUX D/E | CFLni, 2 tubes, with 4-pin base for ECG operation



Areas of application

- Offices, public buildings
- Shops
- Supermarkets and department stores
- Hotels, restaurants
- Industry

Product benefits

- Extremely economical
- Good quality of light
- Excellent luminous flux
- Long service life
- Improved maintenance
- OSRAM System+ Guarantee in combination with OSRAM QUICKTRONIC ECG

Product features

- Average life: 20,000 h (with QUICKTRONIC)
- Color rendering index R_a : 80...89
- Dimmable (3...100 %)
- Short and compact pin-base lamp with double-turn tubes
- Single-ended four-pin plug-in G24q base
- Operates on battery, solar and AC power with suitable electronic control gear



Product datasheet

Technical data

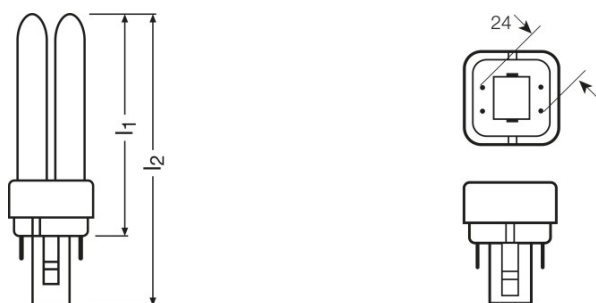
Electrical data

| | |
|-------------------------------------|---|
| Nominal wattage | 10.00 W |
| Rated lamp efficacy (HF data 25 °C) | Under clarification by authority and standardization body |
| Rated wattage | 10.00 W |
| Rated luminous flux | 600 lm |

Photometrical data

| | |
|---------------------------|--------------------|
| Nominal luminous flux | 600 lm |
| Light color (designation) | LUMILUX Warm White |
| Luminous flux at 25 °C | 600 lm |
| Color temperature | 3000 K |
| Color rendering index Ra | ≥80 |
| Rated LLMF at 2,000 h | 0.90 |
| Rated LLMF at 4,000 h | 0.84 |
| Rated LLMF at 6,000 h | 0.83 |
| Rated LLMF at 8,000 h | 0.81 |
| Rated LLMF at 12,000 h | 0.79 |
| Rated LLMF at 16,000 h | 0.78 |
| Rated LLMF at 20,000 h | 0.77 |

Dimensions & weight



| | |
|---|----------|
| Diameter | 12.0 mm |
| Overall length | 101.0 mm |
| Length | 103.0 mm |
| Length acc. to IEC standard | 95 mm |
| Length with base excl. base pins/connection | 87.00 mm |

Product datasheet

| | |
|------------------|---------|
| Outer bulb | T11X2 |
| Maximum diameter | 11.0 mm |

Lifespan

| | |
|--|-----------------------|
| Nominal lamp life time | 20000 h |
| Rated lamp life time | 20000 h |
| Service life | 13000 h ¹⁾ |
| Rated lamp survival factor at 2,000 h | 0.99 |
| Rated lamp survival factor at 4,000 h | 0.99 |
| Rated lamp survival factor at 6,000 h | 0.99 |
| Rated lamp survival factor at 8,000 h | 0.99 |
| Rated lamp survival factor at 12,000 h | 0.95 |
| Rated lamp survival factor at 16,000 h | 0.81 |
| Rated lamp survival factor at 20,000 h | 0.50 |
| Operation mode LLMF/LSF | HF |
| Lifespan | 20000 h ¹⁾ |

¹⁾ With preheat ECG

Additional product data

| | |
|-----------------------------|--------|
| Base (standard designation) | G24q-1 |
| Lamp mercury content | 1.3 mg |

Capabilities

| | |
|---------------------|-----|
| Dimmable | Yes |
| Suitable for indoor | Yes |

Certificates & standards

| | |
|-------------------------|--------------|
| Energy efficiency class | A |
| Energy consumption | 11 kWh/1000h |

Country specific categorizations

| | |
|-------|------------------------|
| ILCOS | FSQH-10/830-/P/-G24q-1 |
|-------|------------------------|

Light Distribution



Spectral power distribution



Guarantee

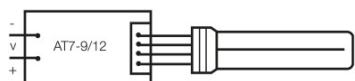
Equipment / Accessories

- Suitable for operation on electronic control gear

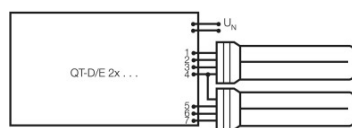
Safety advice

In case of lamp breakage: www.osram.com/brokenlamp

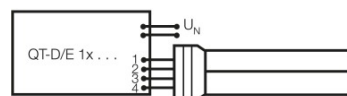
Product datasheet



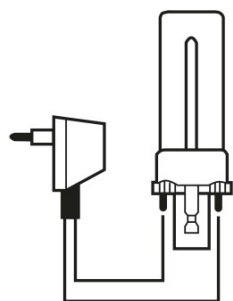
Circuit diagram



Circuit diagram



Circuit diagram



Circuit diagram

Logistical Data

| Product code | Product description | Packaging unit (Pieces/Unit) | Dimensions (length x width x height) | Volume | Gross weight |
|---------------|-----------------------|---------------------------------|---|----------------------|--------------|
| 4050300419435 | DULUX D/E 10 W/830 | Shipping carton box 10 | 160 mm x 132 mm x 108 mm | 2.28 dm ³ | 477.75 g |

The mentioned product code describes the smallest quantity unit which can be ordered. One shipping unit can contain one or more single products. When placing an order, for the quantity please enter single or multiples of a shipping unit.

References / Links

For more information on QUICKTRONIC electronic control gear go to

▶ www.osram.com/QUICKTRONIC

Disclaimer

Product datasheet

Subject to change without notice. Errors and omission excepted. Always make sure to use the most recent release.

DULUX D/E 10 W/830

OSRAM DULUX D/E | CFLni, 2 tubes, with 4-pin base for ECG operation

| Product name | Product name ECG | EAN | Nominal current | Nominal wattage + Power loss | Luminous flux at 25 °C | Number of lighting outlets |
|--------------------|-------------------------|---------------|-----------------|------------------------------|------------------------|----------------------------|
| DULUX D/E 10 W/830 | QT-ECO 1x4-16/220-240 L | 4050300660370 | 0.08 A | 11.50 W | 600 lm | 1 |
| | QT-ECO 1x4-16/220-240 S | 4050300638584 | 0.08 A | 11.50 W | 600 lm | 1 |
| | QT-ECO 2x5-11/220-240 S | 4050300821504 | 0.14 A | 20.00 W | 600 lm | 2 |
| | QTP-D/E 1x10-13 | 4008321181572 | 0.05 A | 12.00 W | 600 lm | 1 |
| | QTP-D/E 2x10-13 | 4008321181596 | 0.09 A | 21.00 W | 2*600 lm | 2 |