

DULUX D 10 W/830

OSRAM DULUX D | CFLni, 2 tubes, with 2-pin base for CCG operation



Areas of application

- Offices, public buildings
- Shops
- Supermarkets and department stores
- Hotels, restaurants
- Industry

Product benefits

- Extremely economical
- Good quality of light
- Excellent luminous flux
- Long service life
- Improved maintenance

Product features

- Average life: 10,000 h
- Color rendering index R_a : 80...89
- Short and compact pin-base lamp with double-turn tubes
- Single-ended two-pin plug-in G24d base



Product datasheet

Technical data

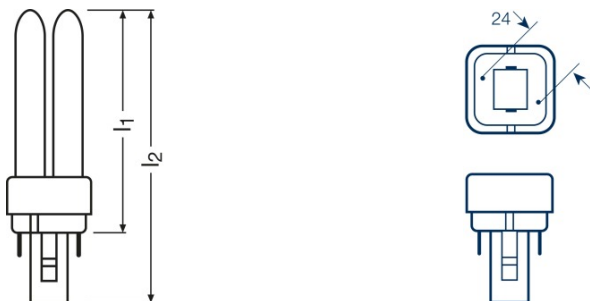
Electrical data

Nominal wattage	10.00 W
Rated wattage	10.00 W
Rated luminous flux	600 lm

Photometrical data

Nominal luminous flux	600 lm
Light color (designation)	LUMILUX Warm White
Luminous flux at 25 °C	600 lm
Color temperature	3000 K
Color rendering index Ra	80...89
Rated LLMF at 2,000 h	0.85
Rated LLMF at 4,000 h	0.78
Rated LLMF at 6,000 h	0.76
Rated LLMF at 8,000 h	0.75

Dimensions & weight



Diameter	12.0 mm
Overall length	108.0 mm
Length	110.0 mm
Length acc. to IEC standard	95 mm
Length with base excl. base pins/connection	87.00 mm
Outer bulb	T12X2
Maximum diameter	11.0 mm

Lifespan

Nominal lamp life time	10000 h
------------------------	---------

Product datasheet

Rated lamp life time	10000 h
Service life	6500 h
Rated lamp survival factor at 2,000 h	0.99
Rated lamp survival factor at 4,000 h	0.99
Rated lamp survival factor at 6,000 h	0.95
Rated lamp survival factor at 8,000 h	0.81
Operation mode LLMF/LSF	50 Hz
Lifespan	10000 h ¹⁾

¹⁾ With CCG/LLCG

Additional product data

Base (standard designation)	G24d-1
Lamp mercury content	1.3 mg

Capabilities

Dimmable	No
Suitable for indoor	Yes

Certificates & standards

Energy efficiency class	B
Energy consumption	13 kWh/1000h

Country specific categorizations

ILCOS	FSQ-10/830-I-G24d-1
-------	---------------------

Light Distribution



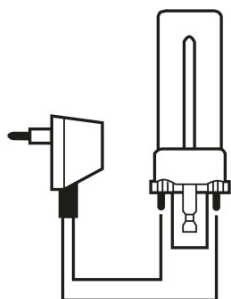
Spectral power distribution

Equipment / Accessories

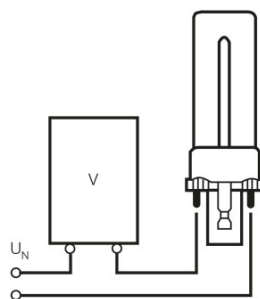
- Suitable for operation on conventional control gear

Safety advice

In case of lamp breakage: www.osram.com/brokenlamp



Circuit diagram



Circuit diagram

Product datasheet

Logistical Data

Product code	Product description	Packaging unit (Pieces/Unit)	Dimensions (length x width x height)	Volume	Gross weight
4050300025681	DULUX D 10 W/830	Shipping carton box 10	164 mm x 120 mm x 112 mm	2.20 dm ³	478.00 g
4050300025681	DULUX D 10 W/830	Shipping carton box 50	368 mm x 184 mm x 138 mm	9.34 dm ³	2212.00 g

The mentioned product code describes the smallest quantity unit which can be ordered. One shipping unit can contain one or more single products. When placing an order, for the quantity please enter single or multiples of a shipping unit.

Disclaimer

Subject to change without notice. Errors and omission excepted. Always make sure to use the most recent release.