

## DULUX L 36 W/865 2G11

OSRAM DULUX L LUMILUX | CFLni, with 4-pin 2G11 base for ECG/CCG operation



### Areas of application

- Offices, public buildings
- Shops
- Supermarkets and department stores
- Hotels, restaurants
- Industry

### Product benefits

- Very economical
- Outstanding luminous flux
- Outstanding luminous efficiency
- Long service life
- OSRAM System+ Guarantee in combination with OSRAM QUICKTRONIC ECG
- Less than half as long as tubular fluorescent lamps
- Improved maintenance

### Product features

- Short and compact pin-base lamp with double-turn tubes
- Single-ended four-pin plug-in 2G11 base
- Dimmable (1...100 % with QUICKTRONIC QT<sub>i</sub> DALI/DIM)
- Color rendering index  $R_a$ : 80...89
- Average life: 20,000 h (with QUICKTRONIC)
- Operates on battery, solar and AC power with suitable electronic control gear
- Also available in blue



# Product datasheet

## Technical data

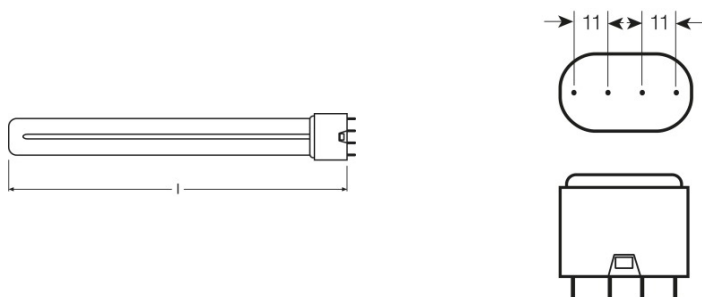
### Electrical data

Nominal wattage	36.00 W
Nominal voltage	102 V
Rated wattage	36.00 W
Rated luminous flux	2755 lm

### Photometrical data

Nominal luminous flux	2755 lm
Luminous flux at 25 °C	2750 lm
Color temperature	6500 K
Color rendering index Ra	≥80
Rated LLMF at 4,000 h	0.81
Rated LLMF at 6,000 h	0.79
Rated LLMF at 8,000 h	0.77
Rated LLMF at 12,000 h	0.76
Rated LLMF at 16,000 h	0.73
Rated LLMF at 20,000 h	0.72
Luminance	2.8 cd/cm <sup>2</sup>

### Dimensions & weight



Diameter	17.5 mm
Overall length	408.5 mm
Tube diameter	17.5 mm
Length	411.0 mm
Length acc. to IEC standard	415 mm
Length with base excl. base pins/connection	411.00 mm
Outer bulb	T17,5

## Product datasheet

Maximum diameter	17.0 mm
------------------	---------

### Temperatures & operating conditions

Rated ambient temp.w.max.luminous flux	25.0 °C
--	---------

### Lifespan

Nominal lamp life time	12000 h
Rated lamp life time	12000 h
Service life	13000 h <sup>1)</sup>
Rated lamp survival factor at 2,000 h	0.99
Rated lamp survival factor at 4,000 h	0.99
Rated lamp survival factor at 6,000 h	0.98
Rated lamp survival factor at 8,000 h	0.92
Rated lamp survival factor at 12,000 h	0.50
Rated lamp survival factor at 16,000 h	0.81
Rated lamp survival factor at 20,000 h	0.50
Operation mode LLMF/LSF	HF
Lifespan	20000 h <sup>1)</sup>

<sup>1)</sup> With preheat ECG

### Additional product data

Base (standard designation)	2G11
Lamp mercury content	2.3 mg
Product remark	For ECG and CCG operation

### Capabilities

Dimmable	Yes
Suitable for indoor	Yes

### Certificates & standards

Energy efficiency class	A
Energy consumption	40 kWh/1000h

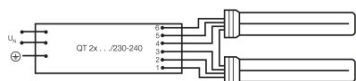
### Country specific categorizations

ILCOS	FSD-36/865-E-2G11-43,9/411
-------	----------------------------

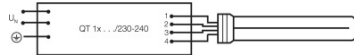
### Equipment / Accessories

- Suitable for standard control gears and starters
- Suitable for operation on electronic and conventional control gear

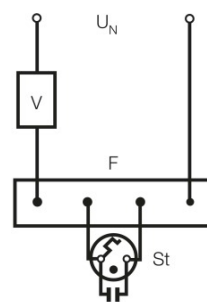
## Product datasheet



Circuit diagram



Circuit diagram



Circuit diagram

### Logistical Data

Product code	Product description	Packaging unit (Pieces/Unit)	Dimensions (length x width x height)	Volume	Gross weight
4050300328263	DULUX L 36 W/865 2G11	Shipping carton box 10	455 mm x 103 mm x 136 mm	6.37 dm <sup>3</sup>	1357.50 g
4052899308398	DULUX L 36 W/865 2G11	Shipping carton box 10	136 mm x 103 mm x 455 mm	6.37 dm <sup>3</sup>	1415.00 g
4052899308398	DULUX L 36 W/865 2G11	Shipping carton box 40	462 mm x 398 mm x 163 mm	29.97 dm <sup>3</sup>	6600.00 g

The mentioned product code describes the smallest quantity unit which can be ordered. One shipping unit can contain one or more single products. When placing an order, for the quantity please enter single or multiples of a shipping unit.

### References / Links

For more information on QUICKTRONIC electronic control gear go to

▶ [www.osram.com/QUICKTRONIC](http://www.osram.com/QUICKTRONIC)

For more information on the system guarantee and the terms and conditions of the guarantee visit

▶ [www.osram.com/system-guarantee](http://www.osram.com/system-guarantee)

### Disclaimer

Subject to change without notice. Errors and omission excepted. Always make sure to use the most recent release.

## DULUX L 36 W/865 2G11

OSRAM DULUX L LUMILUX | CFLni, with 4-pin 2G11 base for ECG/CCG operation

Product name	Product name ECG	EAN	Nominal current	Nominal wattage + Power loss	Luminous flux at 35 °C	Number of lighting outlets
DULUX L 36 W/865 2G11	QT 1x36 DIM	4008321645623	0.16 A	36.00 W	3350 lm	1
	QT 2x36 DIM	4008321645838	0.32 A	72.40 W	3350 lm	2
	QTi 1x14/24/21/39 GII	4008321383334	0.15 A	34.00 W	2750 lm	1
	QTi 2x14/24/21/39 GII	4008321383396	0.29 A	68.00 W	2800 lm	2
	QTi 2x36 DIM		0.31 A	69.00 W	2900 lm	2
	QTi DALI 1x36 DIM	4050300870427	0.16 A	36.00 W	2900 lm	1
	QTi DALI 2x36 DIM	4050300870885	0.31 A	69.00 W	2900 lm	2
	QT-M 2x26-42/220-240 S	4008321110022	0.30 A	70.00 W	2800 lm	2
	QTP-DL 1x36-40	4008321117908	0.17 A	35.00 W	2900 lm	1
	QTP-DL 2x36-40	4008321117922	0.33 A	68.00 W	2900 lm	2
	QTP-M 1x26-42	4008321329134	0.16 A	35.00 W	2800 lm	1
	QTP-M 2x26-32	4008321329158	0.30 A	68.00 W	2800 lm	2
	QTP-OPTIMAL 1x18-40	4008321873743	0.16 A	35.00 W	2800 lm	1
	QTP-OPTIMAL 2x18-40	4008321873767	0.30 A	70.00 W	2800 lm	2