

DULUX L 36 W/930 2G11

OSRAM DULUX L LUMILUX DE LUXE | CFLni, with 4-pin 2G11 base for ECG/CCG operation, high color rendering



Areas of application

- Offices, public buildings
- Shops
- Supermarkets and department stores
- Hotels, restaurants
- Industry

Product benefits

- Very economical and efficient
- Good quality of light
- Outstanding luminous efficiency
- Long service life
- Improved maintenance

Product features

- Short and compact pin-base lamp with double-turn tubes
- Single-ended four-pin plug-in 2G11 base
- Color rendering index $R_a: \geq 90$
- Average life: 20,000 h (with QUICKTRONIC)



Product datasheet

Technical data

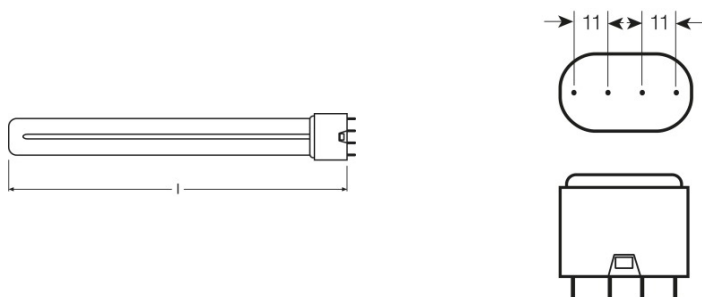
Electrical data

Nominal wattage	36.00 W
Rated wattage	36.00 W
Rated luminous flux	2350 lm

Photometrical data

Nominal luminous flux	2350 lm
Light color (designation)	LUMILUX DE LUXE Warm White
Luminous flux at 25 °C	2350 lm
Color temperature	3000 K
Color rendering index Ra	≥90
Rated LLMF at 4,000 h	0.85
Rated LLMF at 6,000 h	0.83
Rated LLMF at 8,000 h	0.81
Rated LLMF at 12,000 h	0.79
Rated LLMF at 16,000 h	0.78
Rated LLMF at 20,000 h	0.76
Luminance	2.8 cd/cm ²

Dimensions & weight



Diameter	17.5 mm
Overall length	408.5 mm
Tube diameter	17.5 mm
Length	411.0 mm
Length with base excl. base pins/connection	411.00 mm
Outer bulb	T16
Maximum diameter	17.0 mm

Product datasheet

Temperatures & operating conditions

Rated ambient temp.w.max.luminous flux	25.0 °C
--	---------

Lifespan

Nominal lamp life time	20000 h
Rated lamp life time	20000 h
Service life	13000 h
Rated lamp survival factor at 2,000 h	0.99
Rated lamp survival factor at 4,000 h	0.99
Rated lamp survival factor at 6,000 h	0.99
Rated lamp survival factor at 8,000 h	0.99
Rated lamp survival factor at 12,000 h	0.95
Rated lamp survival factor at 16,000 h	0.81
Rated lamp survival factor at 20,000 h	0.50
Operation mode LLMF/LSF	HF
Lifespan	20000 h ¹⁾

¹⁾ With preheat ECG

Additional product data

Base (standard designation)	2G11
Lamp mercury content	2.1 mg
Product remark	For ECG and CCG operation

Capabilities

Suitable for indoor	Yes
---------------------	-----

Certificates & standards

Energy efficiency class	A
Energy consumption	40 kWh/1000h

Country specific categorizations

ILCOS	FSD-36/930-E-2G11-43,9/411
-------	----------------------------

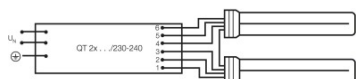
Equipment / Accessories

- Suitable for operation on electronic and conventional control gear

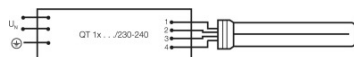
Product datasheet

Safety advice

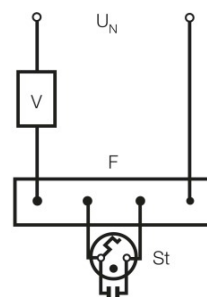
In case of lamp breakage: www.osram.com/brokenlamp



Circuit diagram



Circuit diagram



Circuit diagram

Logistical Data

Product code	Product description	Packaging unit (Pieces/Unit)	Dimensions (length x width x height)	Volume	Gross weight
4050300018393	DULUX L 36 W/930 2G11	Shipping carton box 10	455 mm x 103 mm x 136 mm	6.37 dm ³	1395.75 g

The mentioned product code describes the smallest quantity unit which can be ordered. One shipping unit can contain one or more single products. When placing an order, for the quantity please enter single or multiples of a shipping unit.

References / Links

For more information on QUICKTRONIC electronic control gear go to

▶ www.osram.com/QUICKTRONIC

Disclaimer

Subject to change without notice. Errors and omission excepted. Always make sure to use the most recent release.