

DULUX S/E 11 W/830

OSRAM DULUX S/E | Short CFLni, with 4-pin base for ECG operation



Areas of application

- Offices, public buildings
- Shops
- Supermarkets and department stores
- Hotels, restaurants

Product benefits

- Extremely economical
- Good quality of light
- Improved maintenance
- Low power consumption (7 W, 9 W, 11 W)
- Long service life
- Extremely low profile

Product features

- Average life: 20,000 h (with QUICKTRONIC)
- Color rendering index R_a : 80...89
- Dimmable (3...100 %)
- Short and compact pin-base lamps with single-turn tubes
- Single-ended four-pin plug-in 2G7 base
- Operates on battery, solar and AC power with suitable electronic control gear



Product datasheet

Technical data

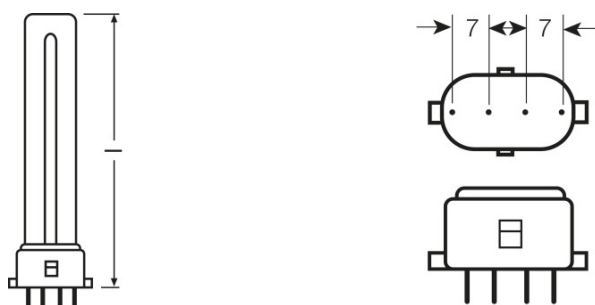
Electrical data

Nominal wattage	11.00 W
Rated lamp efficacy (HF data 25 °C)	Under clarification by authority and standardization body
Rated wattage	11.80 W
Rated luminous flux	900 lm

Photometrical data

Nominal luminous flux	900 lm
Light color (designation)	LUMILUX Warm White
Luminous flux at 25 °C	900 lm
Color temperature	3000 K
Color rendering index Ra	80...89
Rated LLMF at 2,000 h	0.90
Rated LLMF at 4,000 h	0.86
Rated LLMF at 6,000 h	0.84
Rated LLMF at 8,000 h	0.81
Rated LLMF at 12,000 h	0.79
Rated LLMF at 16,000 h	0.78
Rated LLMF at 20,000 h	0.76

Dimensions & weight



Overall length	212.0 mm
Length	214.0 mm
Length acc. to IEC standard	215 mm
Length with base excl. base pins/connection	214.00 mm
Outer bulb	T12

Product datasheet

Maximum diameter	12.0 mm
------------------	---------

Lifespan

Nominal lamp life time	20000 h
Rated lamp life time	20000 h
Service life	13000 h ¹⁾
Rated lamp survival factor at 2,000 h	0.99
Rated lamp survival factor at 4,000 h	0.99
Rated lamp survival factor at 6,000 h	0.99
Rated lamp survival factor at 8,000 h	0.99
Rated lamp survival factor at 12,000 h	0.95
Rated lamp survival factor at 16,000 h	0.81
Rated lamp survival factor at 20,000 h	0.50
Operation mode LLMF/LSF	HF
Lifespan	20000 h ¹⁾

¹⁾ With preheat ECG

Additional product data

Base (standard designation)	2G7
Lamp mercury content	1.3 mg
Product remark	For ECG operation only

Capabilities

Dimmable	Yes
----------	-----

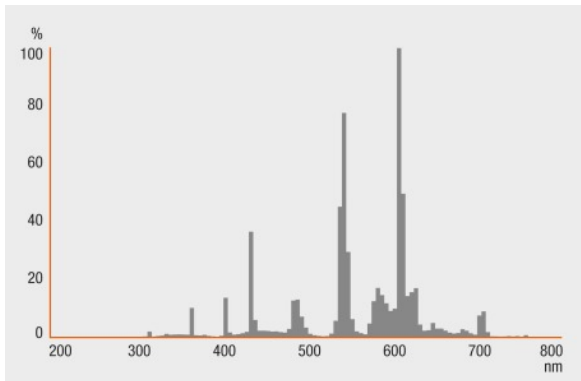
Certificates & standards

Energy efficiency class	A
Energy consumption	13 kWh/1000h

Country specific categorizations

ILCOS	FSDH-11/830-/P/-2G7
-------	---------------------

Light Distribution



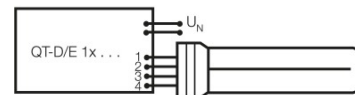
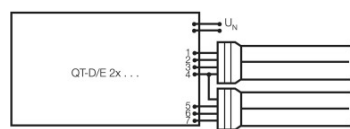
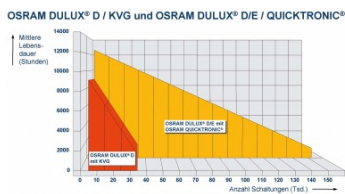
Spectral power distribution

Equipment / Accessories

- Suitable for operation on electronic control gear

Safety advice

In case of lamp breakage: www.osram.com/brokenlamp



Others graphics

Circuit diagram

Circuit diagram

Product datasheet

Logistical Data

Product code	Product description	Packaging unit (Pieces/Unit)	Dimensions (length x width x height)	Volume	Gross weight
4050300589374	DULUX S/E 11 W/830	Shipping carton box 10	188 mm x 164 mm x 104 mm	3.21 dm ³	508.00 g

The mentioned product code describes the smallest quantity unit which can be ordered. One shipping unit can contain one or more single products. When placing an order, for the quantity please enter single or multiples of a shipping unit.

References / Links

For more information on QUICKTRONIC electronic control gear go to

▶ www.osram.com/QUICKTRONIC

Disclaimer

Subject to change without notice. Errors and omission excepted. Always make sure to use the most recent release.

DULUX S/E 11 W/830

OSRAM DULUX S/E | Short CFLni, with 4-pin base for ECG operation

Product name	Product name ECG	EAN	Nominal current	Nominal wattage + Power loss	Luminous flux at 25 °C	Number of lighting outlets
DULUX S/E 11 W/830	QT-ECO 1x4-16/220-240 L	4050300660370	0.09 A	13.00 W	900 lm	1
	QT-ECO 1x4-16/220-240 S	4050300638584	0.09 A	13.00 W	900 lm	1
	QT-ECO 2x5-11/220-240 S	4050300821504	0.16 A	24.00 W	700 lm	2
	QTP-D/E 1x10-13	4008321181572	0.06 A	14.00 W	900 lm	1
	QTP-D/E 2x10-13	4008321181596	0.12 A	28.00 W	950 lm	2