

L 38 W/840

LUMILUX T8 | Tubular fluorescent lamps 26 mm, with G13 bases



Areas of application

- Public buildings
- Office lighting
- Industry
- Shops
- Supermarkets and department stores
- Street lighting
- Outdoor applications only in suitable luminaires

Product benefits

- Proven lamp technology
- Good economy thanks to high efficiency
- Available in many different light colors (2,700...8,000 K) for various applications

Product features

- Very good lumen maintenance: 90 % throughout the service lifetime of the lamp
- Good color rendering group: 1B (R_a : 80...89)
- Dimmable
- Top-quality three-band phosphor: LUMILUX



Technical data

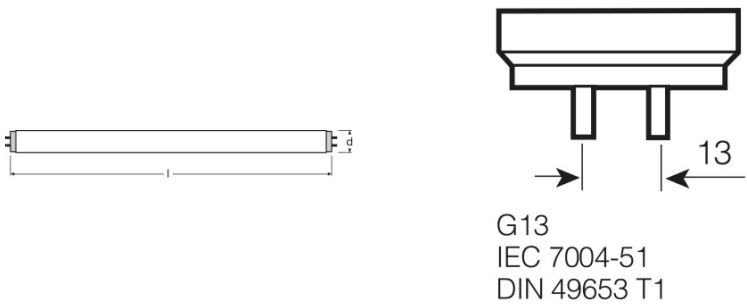
Electrical data

Nominal wattage	38.00 W
Rated lamp efficacy (HF data 25 °C)	Under clarification by authority and standardization body
Rated lamp efficacy (standard condition)	87 lm/W
Rated wattage	38.00 W
Rated luminous flux	3300 lm

Photometrical data

Color rendering index Ra	≥80
Luminous flux at 25 °C	3300 lm
Light color	840
Color temperature	4000 K
Nominal luminous flux	3300 lm
Light color (designation)	LUMILUX Cool White
Rated LLMF at 2,000 h	0.96
Rated LLMF at 4,000 h	0.94
Rated LLMF at 6,000 h	0.93
Rated LLMF at 8,000 h	0.91
Rated LLMF at 12,000 h	0.91
Rated LLMF at 16,000 h	0.90
Rated LLMF at 20,000 h	0.89

Dimensions & weight



Tube diameter	26 mm
Length	1047 mm
Length with base excl. base pins/connection	1047.00 mm

Product datasheet

Diameter	26.0 mm
Maximum diameter	26.0 mm

Temperatures & operating conditions

Rated ambient temp.w.max.luminous flux	25.0 °C
--	---------

Lifespan

Service life	16000 h ¹⁾
Lifespan	20000 h ¹⁾
Rated lamp survival factor at 2,000 h	0.99
Rated lamp survival factor at 4,000 h	0.99
Rated lamp survival factor at 6,000 h	0.99
Rated lamp survival factor at 8,000 h	0.99
Rated lamp survival factor at 12,000 h	0.99
Rated lamp survival factor at 16,000 h	0.90
Rated lamp survival factor at 20,000 h	0.50
Operation mode LLMF/LSF	HF
Rated lamp life time	20000 h
Nominal lamp life time	20000 h

¹⁾ With preheat ECG

Additional product data

Base (standard designation)	G13
Lamp mercury content	2.3 mg
Appropriate disposal acc. to WEEE	Yes

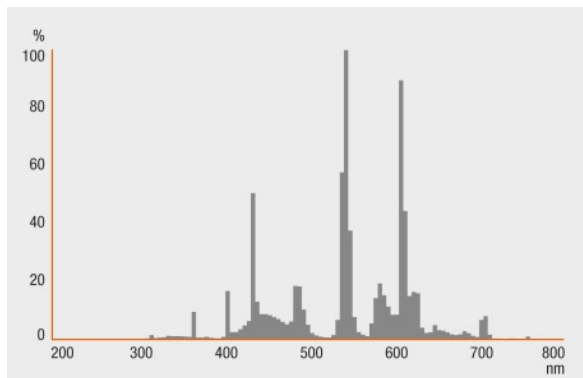
Capabilities

Dimmable	Yes
Suitable for indoor	Yes

Certificates & standards

Energy efficiency class	A
Energy consumption	46 kWh/1000h

Light Distribution



Spectral power distribution

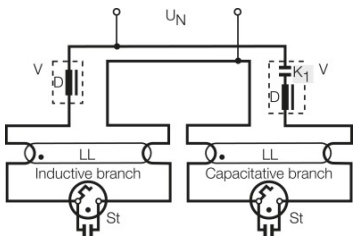
System guarantee

OSRAM System+ Guarantee in combination with OSRAM ECGs

Safety advice

In case of lamp breakage: www.osram.com/brokenlamp

Product datasheet



Circuit diagram

Logistical Data

Product code	Product description	Packaging unit (Pieces/Unit)	Dimensions (length x width x height)	Volume	Gross weight
4050300518138	L 38 W/840	Shipping carton box 25	617 mm x 621 mm x 149 mm	57.09 dm ³	4512.00 g

The mentioned product code describes the smallest quantity unit which can be ordered. One shipping unit can contain one or more single products. When placing an order, for the quantity please enter single or multiples of a shipping unit.

References / Links

For more information on the system guarantee and the terms and conditions of the guarantee visit

▶ www.osram.com/system-guarantee

For more information on QUICKTRONIC electronic control gear go to

▶ www.osram.com/QUICKTRONIC

Disclaimer

Subject to change without notice. Errors and omission excepted. Always make sure to use the most recent release.

L 38 W/840

LUMILUX T8 | Tubular fluorescent lamps 26 mm, with G13 bases

Product name	Product name ECG	EAN	Nominal current	Nominal wattage + Power loss	Luminous flux at 35 °C	Number of lighting outlets
L 38 W/840	HF 1x36/230-240 DIM	4050300297705	0.17 A	36.00 W	3200 lm	1
	HF 2x36/230-240 DIM	4050300350974	0.31 A	71.00 W	3350 lm	2
	QTi 1x14/24/21/39 GII	4008321383334	0.09 A	35.00 W	3300 lm	1
	QTi 2x36 DIM		0.31 A	69.00 W	3350 lm	2
	QTi DALI 1x36 DIM	4050300870427	0.16 A	36.00 W	3300 lm	1
	QTi DALI 2x36 DIM	4050300870885	0.31 A	69.00 W	3300 lm	2
	QTP8 1x36	4008321131621	0.16 A	35.00 W	3200 lm	1
	QTP8 2x36	4008321131645	0.31 A	70.00 W	3200 lm	2