



# MASTER LEDtube EM/Mains T8

## MAS LEDtube 600mm HO 8W840 T8

The Philips MASTER LEDtube integrates a LED light source into a traditional fluorescent form factor. Its unique design creates a perfectly uniform visual appearance which cannot be distinguished from traditional fluorescent. For those that are looking for value for money within limited budget and re-lamping efforts for better light effect and lifetime.

### Product data

General Information	
Cap-Base	G13 [ Medium Bi-Pin Fluorescent]
Nominal Lifetime (Nom)	50000 h
Switching Cycle	200000X
B50L70	50000 h

Light Technical	
Color Code	840 [ CCT of 4000K]
Luminous Flux (Nom)	1050 lm
Luminous Flux (Rated) (Nom)	1050 lm
Correlated Color Temperature (Nom)	4000 K
Color Consistency	<6
Color Rendering Index (Nom)	83
LLMF At End Of Nominal Lifetime (Nom)	70 %

Operating and Electrical	
Input Frequency	50 to 60 Hz
Power (Rated) (Nom)	8 W
Lamp Current (Max)	42 mA

Lamp Current (Min)	36 mA
Starting Time (Nom)	0.5 s
Warm Up Time To 60% Light (Nom)	0.5 s
Power Factor (Nom)	0.9
Voltage (Nom)	220-240 V

Temperature	
T-Ambient (Max)	45 °C
T-Ambient (Min)	-20 °C
T-Storage (Max)	65 °C
T-Storage (Min)	-40 °C
T-Case Maximum (Nom)	50 °C

Controls and Dimming	
Dimmable	No

Mechanical and Housing	
Product Length	600 mm

# MASTER LEDtube EM/Mains T8

## Approval and Application

Energy Saving Product	Yes
Energy Efficiency Label (EEL)	A++
Approval Marks	TUV CE marking RoHS compliance KEMA Keur certificate
Energy Consumption kWh/1000 h	8 kWh

## Product Data

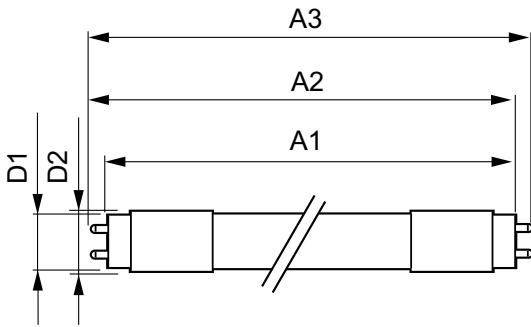
Full product code	871869669749800
-------------------	-----------------

Order product name	MAS LEDtube 600mm HO 8W/840 T8
EAN/UPC - Product	8718696697498
Order code	929001307102
Numerator - Quantity Per Pack	1
Numerator - Packs per outer box	10
Material Nr. (12NC)	929001307102
Net Weight (Piece)	0.150 kg

## Warnings and Safety

- NOTES: The overall energy efficiency and light distribution of any installation that uses these lamps are determined by the design of the installation.

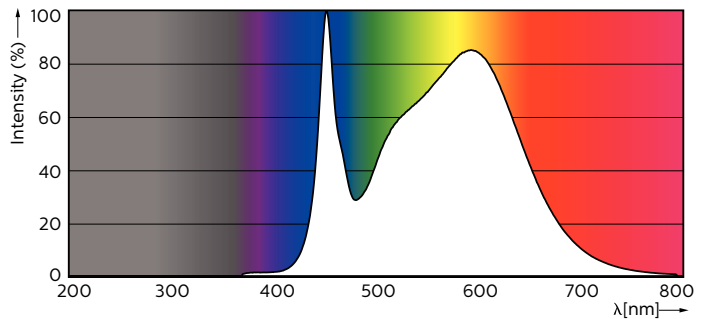
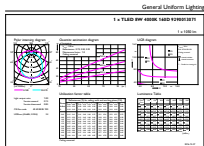
## Dimensional drawing



TLED 220-240V 8W-18W 1050lm 4000K G13

Product	D1	D2	A1	A2	A3
MAS LEDtube 600mm HO 8W/840 T8	25.78 mm	28 mm	588.5 mm	595.5 mm	602.5 mm

## Photometric data



# MASTER LEDtube EM/Mains T8

