

# PRODUCT DATASHEET

## Vinatge 1906 TUBE 35 CL 5 W/2000 K E27

PARATHOM® LINE R7s | Double-ended special LED lamps



### Areas of application

- Perfect for decorative installations
- Domestic applications
- General illumination
- Outdoor use in outdoor luminaires only (minimum IP65)

### Product benefits

- Very low energy consumption
- Instant 100 % light, no warm-up time
- Can be easily fitted instead of ordinary light bulbs
- Lamps with innovative LED "filament" technology

### Product features

- LED lamps for line voltage
- Lamp made of glass
- Lifetime: up to 15,000 h
- Beam angle: up to 360°
- Good quality of light; color rendering index  $R_a \geq 80$ ; constant chromaticity



## TECHNICAL DATA

### Electrical data

Nominal wattage	5 W
Nominal voltage	220...240 V
Claimed equiv. conventional lamp power	35 W
Nominal current	40 mA
Type of current	AC
Inrush current	1.5 A
Operating frequency	50...60 Hz
Mains frequency	50...60 Hz
Max. lamp no. on circuit break. 10 A (B)	400
Max. lamp no. on circuit break. 16 A (B)	480
Power factor $\lambda$	> 0,50

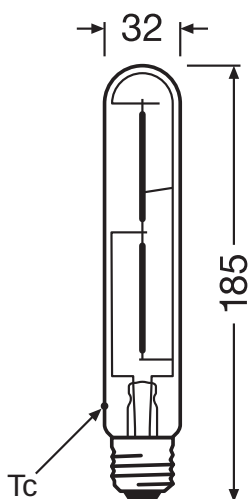
### Photometrical data

Luminous flux	400 lm
Nominal useful luminous flux 90°	400 lm
Luminous efficacy	80 lm/W
Lumen main.fact.at end of nom.life time	0.70
Light color (designation)	Warm Comfort Light
Color temperature	2000 K
Color rendering index Ra	≥80
Light color	820
Standard deviation of color matching	≤6 sdcn
Rated LLMF at 6,000 h	0.80

### Light technical data

Beam angle	300 °
Warm-up time (60 %)	< 0.50 s
Starting time	< 0.5 s
Rated beam angle (half peak value)	300.00 °

### Dimensions & weight



Overall length	185.00 mm
Length	185.00 mm
Diameter	32.00 mm
Maximum diameter	32 mm
Product weight	43.00 g

### Temperatures & operating conditions

Ambient temperature range	-20...+40 °C
Maximum temperature at tc test point	65 °C

### Lifespan

Nominal lamp life time	15000 h
Number of switching cycles	100000
Lumen maintenance at end of serv	0.70
Rated lamp survival factor at 6,000	≥ 0.90

### Additional product data

Base (standard designation)	E27
Mercury content	0.0 mg
Mercury-free	Yes
Design / version	Clear

Product remark	All technical parameters apply to the entire lamp / Due to the complex production process for light-emitting diodes, the typical values shown for the technical LED parameters are purely statistical values that do not necessarily match the actual technical parameters of each individual product, which can vary from the typical value
----------------	--

### Capabilities

Dimmable	No
----------	----

### Certificates & standards




Energy efficiency class	A+ <sup>1)</sup>
Energy consumption	5.00 kWh/1000h
Type of protection	IP20
Standards	CE / EAC
Photobiological safety group acc. to EN62778	RG0

<sup>1)</sup> Energy efficiency class (EEC) on a scale of A+++ (highest efficiency) to E (lowest efficiency)

### Country-specific categorizations

Order reference	1906LEDCLF35 5W
-----------------	-----------------

### DOWNLOAD DATA

DOWNLOAD DATA	
	Certificates EAEC N RU D-DE.HB11.B.10689 20 30.03.2020-29.03.2021
	Certificates EAEC N RU D-DE.MYu62.B.00946 20 06.03.2020-05.03.2025
	Certificates EAEC N RU D-DE.MYu62.B.01365 20 31.03.2020-30.03.2025

### LOGISTICAL DATA

Product code	Packaging unit (Pieces/Unit)	Dimensions (length x width x height)	Gross weight	Volume
4058075808188	Folding box 1	87 mm x 87 mm x 247 mm	98.00 g	1.87 dm <sup>3</sup>
4058075809611	Shipping box 4	185 mm x 185 mm x 262 mm	519.00 g	8.97 dm <sup>3</sup>

The mentioned product code describes the smallest quantity unit which can be ordered. One shipping unit can contain one or more single products. When placing an order, for the quantity please enter single or multiples of a shipping unit.

**DISCLAIMER**

Subject to change without notice. Errors and omission excepted. Always make sure to use the most recent release.