


PRODUCT DATASHEET

Vintage 1906 CLAS B 35 4 W/2400 K E14

Vintage 1906® LED | LED lamps, vintage edition



Areas of application

- Perfect for decorative installations
- Domestic applications
- General illumination
- Outdoor use in outdoor luminaires only (minimum IP65)

Product benefits

- Very low energy consumption
- Instant 100 % light, no warm-up time
- Can be easily fitted instead of ordinary light bulbs
- Lamps with innovative LED "filament" technology

Product features

- LED lamps for line voltage
- Lamp made of glass
- Lifetime: up to 15,000 h
- Beam angle: up to 360°
- Good quality of light; color rendering index $R_a \geq 80$; constant chromaticity



TECHNICAL DATA

Electrical data

Nominal wattage	4 W
Nominal voltage	220...240 V
Claimed equiv. conventional lamp power	35 W
Nominal current	32 mA
Type of current	AC
Inrush current	1.5 A
Operating frequency	50...60 Hz
Mains frequency	50...60 Hz
Max. lamp no. on circuit break. 10 A (B)	400
Max. lamp no. on circuit break. 16 A (B)	480
Power factor λ	> 0,50

Photometrical data

Luminous flux	410 lm
Nominal useful luminous flux 90°	410 lm
Luminous efficacy	102 lm/W
Lumen main.fact.at end of nom.life time	0.70
Light color (designation)	Warm Comfort Light
Color temperature	2400 K
Color rendering index Ra	≥80
Light color	824
Standard deviation of color matching	≤6 sdcn
Rated LLMF at 6,000 h	0.80

Light technical data

Beam angle	300 °
Warm-up time (60 %)	< 0.50 s
Starting time	< 0.5 s
Rated beam angle (half peak value)	300.00 °

Dimensions & weight

Overall length	100.00 mm
Length	100.00 mm
Diameter	35.00 mm



Maximum diameter	35 mm
Product weight	16.00 g

Temperatures & operating conditions

Ambient temperature range	-20...+40 °C
Maximum temperature at tc test point	65 °C

Lifespan

Nominal lamp life time	15000 h
Number of switching cycles	100000
Lumen maintenance at end of serv	0.70
Rated lamp survival factor at 6,000	≥ 0.90

Additional product data

Base (standard designation)	E14
Mercury content	0.0 mg
Mercury-free	Yes
Design / version	Clear
Product remark	All technical parameters apply to the entire lamp / Due to the complex production process for light-emitting diodes, the typical values shown for the technical LED parameters are purely statistical values that do not necessarily match the actual technical parameters of each individual product, which can vary from the typical value

Capabilities

Dimmable	No
----------	----

Certificates & standards





Energy efficiency class	A++ ¹⁾
Energy consumption	4.00 kWh/1000h
Type of protection	IP20
Standards	CE / EAC
Photobiological safety group acc. to EN62778	RG0

¹⁾ Energy efficiency class (EEC) on a scale of A++ (highest efficiency) to E (lowest efficiency)

Country-specific categorizations

Order reference	1906LEDCB35 4W/
-----------------	-----------------

DOWNLOAD DATA

DOWNLOAD DATA	
	PRODUCT DATASHEET 1906 LED CLAS B 35 4 W 2400K E14
	Certificates EAEC N RU D-DE.HB11.B.10689 20 30.03.2020-29.03.2021
	Certificates EAEC N RU D-DE.MYu62.B.00978 20 10.03.2020-09.03.2025
	Certificates EAEC N RU D-DE.MYu62.B.01095 20 16.03.2020-15.03.2025

LOGISTICAL DATA

Product code	Packaging unit (Pieces/Unit)	Dimensions (length x width x height)	Gross weight	Volume
4058075293434	Folding box 1	47 mm x 47 mm x 133 mm	27.00 g	0.29 dm ³
4058075606210	Shipping box 6	152 mm x 104 mm x 147 mm	204.00 g	2.32 dm ³
4058075293441	Shipping box 10	246 mm x 104 mm x 147 mm	344.00 g	3.76 dm ³

The mentioned product code describes the smallest quantity unit which can be ordered. One shipping unit can contain one or more single products. When placing an order, for the quantity please enter single or multiples of a shipping unit.

DISCLAIMER

Subject to change without notice. Errors and omission excepted. Always make sure to use the most recent release.

