

PRODUCT DATASHEET

DULUX S LED EM & AC Mains 4 W/4000 K

OSRAM DULUX® S LED EM & AC MAINS | LED replacement for short CFLni, with 2-pin G23 base for CCG and AC mains operation



Areas of application

- Supermarkets and department stores
- Walkways and corridors
- Hotels, restaurants

Product benefits

- Quick, simple and safe replacement without rewiring
- Low energy consumption
- Easy relamping thanks to compact design
- Operation directly on 230 V AC mains possible

Product features

- LED replacement for conventional compact fluorescent lamps for use in CCG luminaires or on AC mains
- Type of protection: IP20
- Lifetime: up to 30,000 h
- Single-ended two-pin plug-in G23 base



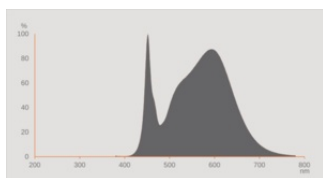
TECHNICAL DATA

Electrical data

Nominal wattage	4.5 W
Construction wattage	4.50 W
Nominal voltage	220...240 V
Claimed equiv. conventional lamp power	9 W
Nominal current	21 mA
Type of current	AC
Inrush current	20 A
Operating frequency	50/60 Hz
Mains frequency	50/60 Hz
Max. lamp no. on circuit break. 10 A (B)	300
Max. lamp no. on circuit break. 16 A (B)	500
Total harmonic distortion	≤ 30 %
Power factor λ	> 0.90

Photometrical data

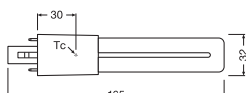
Luminous flux	500 lm
Nominal useful luminous flux 90°	500 lm
Luminous efficacy	111 lm/W
Lumen main.fact.at end of nom.life time	0.70
Light color (designation)	Cool White
Color temperature	4000 K
Color rendering index Ra	80
Light color	840
Standard deviation of color matching	≤6 sdcn
Flickering metric (Pst LM)	1.0
Stroboscope effect metric (SVM)	0.4



Light technical data

Beam angle	140 °
Warm-up time (60 %)	< 0.50 s
Starting time	< 0.5 s
Rated beam angle (half peak value)	140.00 °

Dimensions & Weight



Overall length	165.00 mm
Diameter	32.00 mm
Maximum diameter	32 mm
Product weight	39.00 g

Temperatures & operating conditions

Ambient temperature range	-20...+50 °C
Maximum temperature at tc test point	73 °C

Lifespan

Lifespan	30000 h
Number of switching cycles	200000
Lumen maintenance at end of serv	0.70
Rated lamp survival factor at 6,000	≥ 0.90

Additional product data

Base (standard designation)	G23
Mercury content	0.0 mg
Design / version	Frosted

Capabilities

Dimmable	No
----------	----

Certificates & Standards

Energy efficiency class	E 1)
-------------------------	------



Energy consumption	5.00 kWh/1000h
Type of protection	IP20
Standards	CE / EAC
Photobiological safety group acc. to EN62778	RG0

1) Energy efficiency class (EEC) on a scale of A++ (highest efficiency) to E (lowest efficiency)

Country-specific categorizations

Order reference	DULUX S9LED 4,5
-----------------	-----------------

Energy labelling regulation data acc EU 2019/2015



Lighting technology used	LED
Non-directional or directional	NDLS
Mains or non-mains	MLS
Light source cap-type (or other electric interface)	G23
Connected light source (CLS)	No
Color-tuneable light source	No
Envelope	No
High luminance light source	No
Anti-glare shield	No
Correlated colour temperature type	SINGLE_VALUE
Claim of equivalent power	No
Length	165.00 mm
Height	32.00 mm
Width	32.00 mm
Chromaticity coordinate x	0.381
Chromaticity coordinate y	0.379
Beam angle	SPHERE_360
Survival factor	0.90
Displacement factor	0.90
LED light source replaces a fluorescent light source	not applicable
EPREL ID	604657
Model number	AC35191,AC35191

Safety advice

- Suitable for tandem operation.



DOWNLOAD DATA

DOWNLOAD DATA	
	IES file (IES)
	LDT file (Eulumdat)

LOGISTICAL DATA

Product code	Packaging unit (Pieces/Unit)	Dimensions (length x width x height)	Gross weight	Volume
4058075558045	Folding box 1	35 mm x 21 mm x 171 mm	64.00 g	0.13 dm ³
4058075558052	Shipping box 10	111 mm x 76 mm x 182 mm	712.00 g	1.54 dm ³

The mentioned product code describes the smallest quantity unit which can be ordered. One shipping unit can contain one or more single products. When placing an order, for the quantity please enter single or multiples of a shipping unit.

DISCLAIMER

Subject to change without notice. Errors and omission excepted. Always make sure to use the most recent release.

