

SHP-S / SHP-TS Twinarc

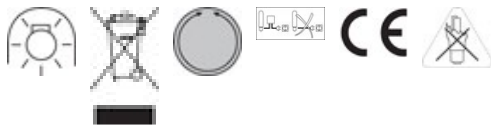
SA SHP-TS 150W TWINARC E40 SL

0020739



Range Features

- Range of high pressure sodium lamps with double arc tube construction
- Dual arc tube design guarantees immediate re-strike after a power interruption
- Doubled lamp life and reduced occurrence of early failures
- Exceptional reliability, offering 6 years of maintenance-free service and superior lumen maintenance, exceeding 95% over life
- Ideal for applications which are difficult to access, or where maintenance is expensive
- Perfect for tunnels, airports, military installations, harbours and industrial sites



PRODUCT OVERVIEW

| | |
|------------------------|---------------|
| Lamp finish | clear |
| Lamp shape | tubular |
| Colour temperature (K) | 2050 |
| CRI (Ra) | 20 |
| Dimmable | Yes |
| EAN code | 5410288207391 |
| Energy class | A+ |
| Cap/Base | E40 |
| Type | SHP-TS |
| Watt (Nominal) (W) | 150 |

SHP-S / SHP-TS Twinarc

SA SHP-TS 150W TWINARC E40 SL

0020739

| | |
|----------------------------|---------|
| Light colour | 0 |
| Ordering number | 0020739 |
| Efficacy (Rated) (lm/w) | 111 |
| Average life (Rated) (h) | 55000 |
| Luminous flux (Rated) (lm) | 17000 |
| Technology | HID |
| Voltage (V) | 100 |

DATA TABLE

Optical data

| | |
|--|-------|
| Ambient temperature for maximum luminous flux (°C) | 25 |
| Colour temperature (K) | 2050 |
| CRI (Ra) | 20 |
| Light colour | 0 |
| Luminous flux (Nominal) (lm) | 17000 |
| Rated lumen maint. factor at 12000 h | 0.91 |
| Rated lumen maint. factor at 12000 h 50Hz | 0.91 |
| Rated lumen maint. factor at 16000 h | 0.9 |
| Rated lumen maint. factor at 16000 h 50Hz | 0.9 |
| Rated lumen maint. factor at 20000 h | 0.89 |
| Rated lumen maint. factor at 20000 h 50Hz | 0.89 |
| Rated lumen maint. factor at 2000 h | 0.98 |
| Rated lumen maint. factor at 2000 h 50Hz | 0.98 |
| Rated lumen maint. factor at 4000 h | 0.96 |
| Rated lumen maint. factor at 4000 h 50Hz | 0.96 |
| Rated lumen maint. factor at 6000 h | 0.94 |
| Rated lumen maint. factor at 6000 h 50Hz | 0.94 |
| Rated lumen maint. factor at 8000 h | 0.93 |
| Rated lumen maint. factor at 8000 h 50Hz | 0.93 |
| Luminous flux (Rated) (lm) | 17000 |

General data

| | |
|----------------------------|-------|
| Average life (Nominal) (h) | 55000 |
| Control gear required | yes |
| Lamp finish | clear |

SHP-S / SHP-TS Twinarc

SA SHP-TS 150W TWINARC E40 SL

0020739

| | |
|---|--|
| Lamp shape | tubular |
| Dimmable | Yes |
| EAN code | 5410288207391 |
| Energy class | A+ |
| Fixture rating | open |
| General application | Logistics and Industry; Outdoor |
| IEC Reference | IEC 60662 |
| IEC Reference 2 | IEC 62035 |
| Intended purpose | General lighting |
| Cap/Base | E40 |
| Lamp mercury content (mg) | 36.8 |
| Type | SHP-TS |
| Life T90 | 24000 |
| Notes | <p>Sylvania SHP lamps can be dimmed with negligible impact on performance creating the potential for flexible light levels and reduced energy consumption.</p> <p>Dimming is supported on electronic square wave ballasts and magnetic systems that can maintain the open circuit voltage. Square wave operation is recommended.</p> <p>Dimming causes a reduction of light and some colour change. We advise to start the lamps at full power and to hold this for 15 minutes before reducing the power. To avoid extinguishing the power should be adjusted gradually taking a few minutes to reach the final dimming condition.</p> <p>Square wave dimming down to 50% of the rated power will have negligible impact on performance, dimming down to 35% of the rated power can affect lumen maintenance and colour appearance.</p> <p>Dimming by means of voltage on magnetic systems is not advised as this increases the chance of lamp extinguishing.</p> <p>Dimming by phase-cutting on magnetic systems is not allowed.</p> <p>Instant dimming on magnetic systems by adding an impedance is suggested down to 50% of the rated power but the average life can be reduced.</p> |
| Ordering number | 0020739 |
| Range features | <p>Range of high pressure sodium lamps with double arc tube construction</p> <p>Dual arc tube design guarantees immediate re-strike after a power interruption</p> <p>Doubled lamp life and reduced occurrence of early failures</p> <p>Exceptional reliability, offering 6 years of maintenance-free service and superior lumen maintenance, exceeding 95% over life</p> <p>Ideal for applications which are difficult to access, or where maintenance is expensive</p> <p>Perfect for tunnels, airports, military installations, harbours and industrial sites</p> |
| Product name | SA SHP-TS 150W TWINARC E40 SL |
| Average life (Rated) (h) | 55000 |
| Rated survival factor at 12000 h | 0.98 |

SHP-S / SHP-TS Twinarc

SA SHP-TS 150W TWINARC E40 SL

0020739

| | |
|---------------------------------------|---------|
| Rated survival factor at 12000 h 50Hz | 0.98 |
| Rated survival factor at 16000 h | 0.96 |
| Rated survival factor at 16000 h 50Hz | 0.96 |
| Rated survival factor at 20000 h | 0.93 |
| Rated survival factor at 20000 h 50Hz | 0.93 |
| Rated survival factor at 2000 h | 1 |
| Rated survival factor at 2000 h 50Hz | 1 |
| Rated survival factor at 4000 h | 1 |
| Rated survival factor at 4000 h 50Hz | 1 |
| Rated survival factor at 6000 h | 1 |
| Rated survival factor at 6000 h 50Hz | 1 |
| Rated survival factor at 8000 h | 0.99 |
| Rated survival factor at 8000 h 50Hz | 0.99 |
| Special purpose lamp | No |
| Technology | HID |
| Transformer required | no |
| Sales pack quantity | 1 |
| E-number SE | 8358008 |
| E-number FI | 4845533 |

Electrical data

| | |
|---------------------------------|-----|
| Current (A) | 1.8 |
| kWh per 1000 hours burning time | 165 |
| Watt (Nominal) (W) | 150 |
| Efficacy (Rated) (lm/w) | 111 |
| Watt (Rated) (W) | 150 |
| Voltage (V) | 100 |

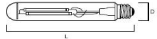
Physical data

| | |
|--|-----------------------|
| Max. Lamp Diameter (mm) - D | 48 |
| Lamp Length (mm) - C/L | 211 |
| Single packaging type | Box/Sleeve |
| Weight (kg) | 0.12 |
| Outer package dimensions (L x W x H) (cm) | 28.00 x 23.00 x 25.00 |
| Single package dimensions (L x W x H) (cm) | 22.50 x 5.00 x 5.00 |

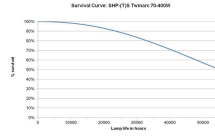
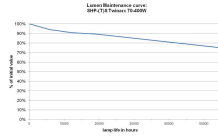
TECHNICAL DRAWINGS

SHP-S / SHP-TS Twinarc SA SHP-TS 150W TWINARC E40 SL 0020739

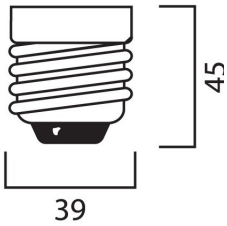
SHP-TS TwinArc




| SHP-TS | 35W | 50W | 70W | 100W | 150W | 250W | 400W |
|--------|-----|-----|-----|------|------|------|------|
| L | 156 | 156 | 156 | 211 | 211 | 260 | 292 |
| D | 39 | 39 | 39 | 48 | 48 | 48 | 48 |



E40






ENERG Y IJA
IE IA

енергия · ενεργεια

SYLVANIA 0020739



A⁺

165 kWh/1000h