



Lindenpartner
LP1 FFP2 NR
EN 149:2001 + A1:2009
CE 2841

EU-KONFORMITÄTSERKLÄRUNG

EU-Declaration of Conformity

Wir / we

LindenCare GmbH, Pempelforter Str. 50, D-40211 Düsseldorf

erklären in alleiniger Verantwortung, dass das Produkt /

declare under our sole responsibility that the product

Lindenpartner Partikelfiltrierende Halbmaske FFP2 NR

Modell / Model: LP1

mit der EU-Baumusterprüfbescheinigung /
is in conformity with the EU-Type Examination Certificate

No. 65-20-02

ausgestellt von der notifizierten Stelle mit der Kenn-Nr. /
issued by the Notified Body with Identification No.

MNA LABORATORIES Notified Body 2841
Küçükbakkalköy Mah. Yenidoğan Cad.
No:21 Ataşehir / İSTANBUL / TÜRKIYE

und mit der folgenden Harmonisierungsrechtsvorschrift der Union unter Anwendung der aufgeführten Norm übereinstimmt /
and is in compliance with the following Union harmonisation legislation by application of the listed standard

Bestimmungen der Verordnung / provisions of regulation		Nummer sowie Ausgabedatum der Norm / Number and date of issue of standard
Verordnung (EU) 2016/425	Verordnung über persönliche Schutzausrüstungen / Personal Protective Equipment Regulation	EN 149:2001 + A1:2009

Überwachung der Konformität mit der Bauart auf der Grundlage einer internen Fertigungskontrolle mit überwachten
Produktprüfungen in unregelmäßigen Abständen (Modul C2) durch: /
Surveillance of conformity to type based on internal production control plus supervised product checks at random intervals
(Module C2) by:

MNA LABORATORIES



Notified Body Number: 2841

Unterzeichnet für und im Namen von: / Signed for and on behalf of: **LindenCare GmbH**

Düsseldorf, 10.11.2020

Ort, Datum / Place, Date

Duran Sarikaya, Geschäftsführer / CEO

Name, Funktion / Name, Function
LindenCare GmbH
Pempelforter Str. 50
40211 Düsseldorf

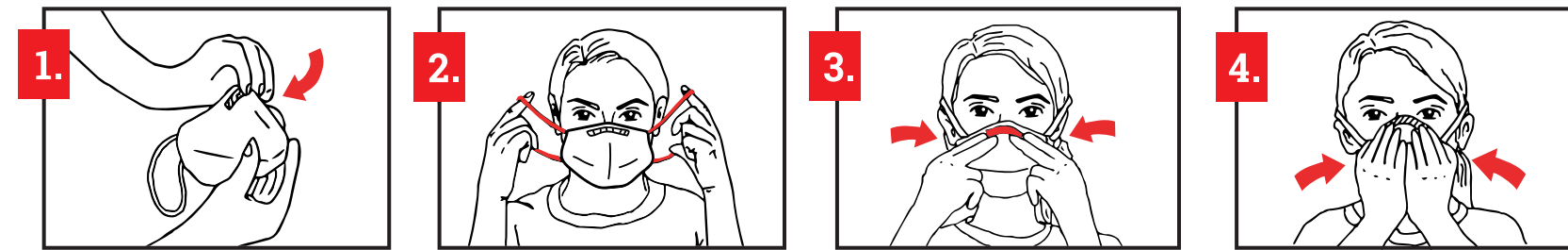
Unterschrift / Signature

Made in Germany

Partikelfiltrierende Halbmaske FFP2 NR

Lindenpartner
LP

GEBRAUCHSANWEISUNG / INSTRUCTIONS FOR USE



1. Falten Sie die Maske auf, formen Sie den Nasenbügel durch leichtes Biegen vor und setzen Sie die Maske unten am Kinn an. 2. Ziehen Sie nun die Gummibänder über die Ohren. Passen Sie die Maske so an, dass sie bequem am Gesicht anliegt. 3. Passen Sie nun den Nasenbügel mit beiden Händen Ihrer Nasenform an. 4. Vor dem Einsatz z.B. am Arbeitsplatz sollte eine Dichtigkeitskontrolle durchgeführt werden. Gesichtshaar im Bereich des Dichtrandes können einen korrekten Sitz der Maske verhindern.

1. Unfold the mask, preform the nose clip by bending it slightly and put the mask on the bottom of the chin. 2. Now pull the elastic bands over the ears. Adjust the mask so that it fits comfortably on the face. 3. Use both hands to adjust the nose clip to the shape of your nose. 4. Before using the mask in the workplace, a leakage check should be carried out. Facial hair in the area of the sealing edge may prevent the mask from fitting properly.

LindenCare GmbH | Pempelforter Str. 50, 40211 Düsseldorf | service@lindenpartner.com | lindenpartner.com

ANWENDUNGSBEREICH / SCOPE OF APPLICATION

Schutz gegen feste und flüssige, gesundheitsschädliche bzw. mindergiftige Partikel, biologischen Arbeitsstoffen und Viren. Die Atemschutzmaske ist nur dann wirksam, wenn sie richtig ausgewählt, angepasst und während der gesamten Zeitdauer getragen wird, in der der Träger einer Schadstoffbelastung ausgesetzt ist.

Protection against solid and liquid particles, harmful or less toxic particles, biological agents and viruses: the respiratory mask is only effective if it is correctly selected, adjusted and worn throughout the period of exposure.

WARNHINWEISE / WARNINGS

Überzeugen Sie sich stets, dass die Atemschutzmaske folgende Voraussetzungen erfüllt. Sie muss: 1. Für die Anwendung geeignet sein. 2. Korrekt sitzen. 3. Während der gesamten Dauer der Schadstoffbelastung getragen werden. 4. Bei Bedarf ausgetauscht werden.

Always make sure that the respirator meets the following requirements. It must: 1. Be suitable for use. 2. Fit correctly. 3. Be worn for the entire duration of the exposure. 4. Be replaced if necessary.

Für weitere Informationen siehe Informationsbroschüre des Herstellers. For further information see the manufacturer's information brochure. lindenpartner.com

LP
Lindenpartner

Partikelfiltrierende Halbmaske FFP2

- Verstellbarer Nasenbügel für individuelle Abdichtung
- Geringer Atemwiderstand bei hoher Filtrationseffizienz
- NR = nicht wiederverwendbar

Filtering half mask to protect against particles FFP2

- Adjustable nosepiece provides a custom seal
- Low breathing resistance with high filtration efficiency
- NR = not reusable

Made in Germany



mna
Notified Body Number: 2841

CE 2841

EN 149:2001 + A1:2009 FFP2 NR

CE-Kennzeichnung gem. der PSA Verordnung (EU) 2016/425 9. März 2016 (Fundstelle: Amtsblatt der Europäischen Union) für komplexe PSA der Kategorie III. Durchgeführte Baumusterprüfung basierend auf DIN EN 149:2001+A1:2009.

Produkt: 229469
Revision: 0
Bezeichnung: FBS FFP2-Maske W2011002...
Materialnummer:
Format geschl.: 280.0 x 140.0 x 130.0 mm
Format offen: 856.5 x 386.5 mm
Materialkategorie: GC1

Datum, Zeit: 11-Nov-20 08:50:40
Ansprechpartner: Mario Fanghänel

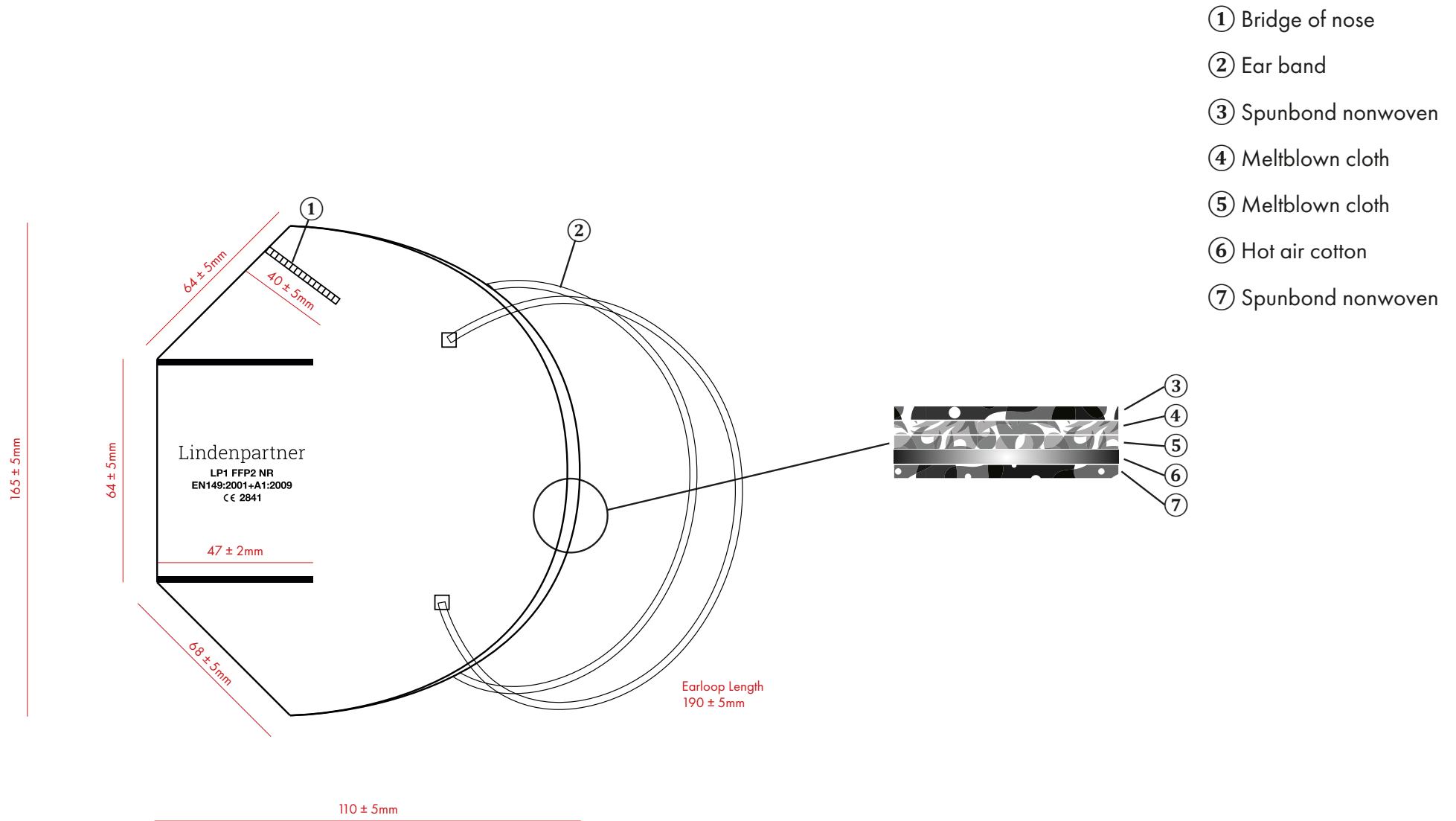
EAN:
Brailletext:
CAD-Nr.: WS001087

- Cyan
- Magenta
- Yellow
- Black
- Stanze

Diese Datei ist nicht für den Druck geeignet!
Sie dient nur für Freigabe- und Archivzwecke.

Barcodes auf Prüfdrucken
Die auf den Prüfdrucken befindlichen Barcodes werden unsererseits bezüglich der richtigen Ziffernfolge und Codierung geprüft. Die technische Lesbarkeit der Barcodes auf digitalen Prüfdrucken ist technologisch bedingt z.T. sehr eingeschränkt. Rückschlüsse auf die spätere Lesbarkeit im Auflagendruck können daraus nicht gezogen werden.

Die letztlich verbindliche Qualität entsteht erst im Auflagendruck und wird in der Fertigung entsprechend kontrolliert, sichergestellt und nachgewiesen.



Technical requirement

1. This product is **Filtering half mask**
2. Meet the standart: **EN149:2001+A1:2009**
3. Degree of protection: **FFP2 NR**

Drawing name	Filtering half mask	Cartographer	Aydin
Drawing no.	LP1 FFP2 NR	Checked by	Cansu
Date	10/11/2020	Reviewer	Cansu

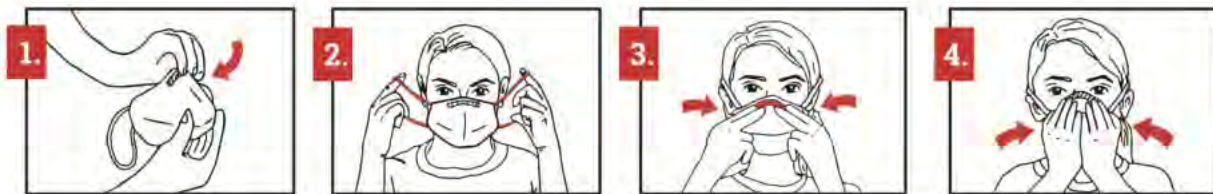
Mark	number	File change	Signature	Date



Lindenpartner

LP1 FFP2 NR
EN 149:2001 + A1:2009
CE 2841

GEBRAUCHSANWEISUNG / INSTRUCTIONS FOR USE



1. Falten Sie die Maske auf, formen Sie den Nasenbügel durch leichtes Biegen vor und setzen Sie die Maske unten am Kinn an. 2. Ziehen Sie nun die Gummibänder über die Ohren. Passen Sie die Maske so an, dass sie bequem am Gesicht anliegt. 3. Passen Sie nun den Nasenbügel mit beiden Händen Ihrer Nasenform an. 4. Vor dem Einsatz z.B. am Arbeitsplatz sollte eine Dichtigkeitskontrolle durchgeführt werden. Gesichts- oder Kopfhare im Bereich des Dichtrandes können einen korrekten Sitz der Maske verhindern.

1. Unfold the mask, preform the nose clip by bending it slightly and put the mask on the bottom of the chin. 2. Now pull the elastic bands over the ears. Adjust the mask so that it fits comfortably on the face. 3. Use both hands to adjust the nose clip to the shape of your nose. 4. Before using the mask in the workplace, a leakage check should be carried out. Facial hair in the area of the sealing edge may prevent the mask from fitting properly.

ANWENDUNGSBEREICH / SCOPE OF APPLICATION

Schutz gegen feste und flüssige, gesundheitsschädliche bzw. mindergiftige Partikel, biologischen Arbeitsstoffen und Viren. Die Atemschutzmaske ist nur dann wirksam, wenn sie richtig ausgewählt, angepasst und während der gesamten Zeitdauer getragen wird, in der der Träger einer Schadstoffbelastung ausgesetzt ist.

Protection against solid and liquid particles, harmful or less toxic particles, biological agents and viruses: the respiratory mask is only effective if it is correctly selected, adjusted and worn throughout the period of exposure.

WARNHINWEISE / WARNINGS

Überzeugen Sie sich stets, dass die Atemschutzmaske folgende Voraussetzungen erfüllt. Sie muss: 1. Für die Anwendung geeignet sein. 2. Korrekt sitzen. 3. Während der gesamten Dauer der Schadstoffbelastung getragen werden. 4. Bei Bedarf ausgetauscht werden.

Always make sure that the respirator meets the following requirements. It must:
1. Be suitable for use. 2. Fit correctly. 3. Be worn for the entire duration of the exposure.
4. Be replaced if necessary.

Partikelfiltrierende Halbmaske FFP2 NR

Hauptmerkmale

FFP2 NR partikelfiltrierende Halbmaske ohne Ausatemventil, mit Nasenbügel, nicht wiederverwendbar (NR = non reusable). Schutz gegen feste und flüssige, gesundheitsschädliche bzw. minder giftige Partikel, biologischen Arbeitsstoffen und Viren.

Technische Informationen nach DIN EN 149:2009









Tests	FFP 1	FFP 2	FFP 3
Gesamte nach innen gerichtete Leckage	≤ 22 %	≤ 8 %	≤ 2 %
Durchlass des Filtermediums	≤ 20 %	≤ 6 %	≤ 1 %
Atemwiderstand Einatmung 30 l/min	≤ 0,6 mbar	≤ 0,7 mbar	≤ 1,0 mbar
Atemwiderstand Einatmung 95 l/min	≤ 2,1 mbar	≤ 2,4 mbar	≤ 3,0 mbar
Atemwiderstand Ausatmung 160 l/min	≤ 3,0 mbar	≤ 3,0 mbar	≤ 3,0 mbar

Anwendung

Die Atemschutzmaske ist nur dann wirksam, wenn sie richtig ausgewählt, angepasst und während der gesamten Zeitdauer getragen wird, in der der Träger einer Schadstoffbelastung ausgesetzt ist.

Anwendungsbsp.:	FFP 1	FFP 2	FFP 3
Pandemievorsorge		■	■
Bergbau		■	■
Holzverarbeitung		■	■
Schleifen/Fräsen	■	■	■
Abfallentsorgung		■	■

Bedeutung Symbole

	Marke
LP2	Modell-Nr. des Herstellers (Beispiel)
FFP 2	Angabe der Schutzstufe
EN 149:2001 + A1:2009	Nummern der relevanten Europäischen PSA-Normen
 2841	CE-Zeichen und Nummer der benannten Stelle (Qualitätssicherung und Überwachung des Herstellers)
	Herstellungsdatum Jahr-Monat: 0000-00
	Ende der Lagerzeit Jahr-Monat: 0000-00
	Lot-Nummer (Beispiel: FV300001)
	Vor Gebrauch die Herstellerinformationen berücksichtigen
 +40°C -30°C	Temperaturbereich der Lagerbedingungen (Beispiel)
 <80%	Maximale relative Feuchte der Lagerbedingungen (Beispiel)

Warnhinweise

Überzeugen Sie sich stets, dass die Atemschutzmaske folgende Voraussetzungen erfüllt. Sie muss:

- für die Anwendung geeignet sein.
- korrekt sitzen.
- während der gesamten Dauer der Schadstoffbelastung getragen werden.
- bei Bedarf ausgetauscht werden.

Eine sachgemäße Auswahl, Schulung, Nutzung und entsprechende Wartung sind Voraussetzung, damit das Produkt den Träger vor Schadstoffen aus der Luft schützen kann. Wenn die Gebrauchshinweise für die Atemschutzmasken nicht ordnungsgemäß befolgt werden und/oder das Produkt nicht die ganze Zeit während der Schadstoffbelastung getragen wird, so kann dies für den Träger gesundheitsschädliche Folgen bis zur Invalidität nach sich ziehen. Richten Sie sich in Bezug auf Eignung und sachgemäße Nutzung der Atemschutzmasken nach den geltenden örtlichen Vorschriften und nach den Herstellerhinweisen. Der Träger muss vor der Nutzung zuerst entsprechend den geltenden Gesundheits- und Sicherheitsvorschriften in der richtigen Anwendung des Produktes unterrichtet werden.

Gesichtshaare im Maskenbereich können sich als hinderlich für den Sitz der Maske erweisen und die Abdichtung gefährden.

Diese Produkte schützen den Träger nicht vor Gasen und Dämpfen.

Das Produkt nicht in Umgebungen einsetzen, die weniger als 17% Sauerstoff enthalten. Verwenden Sie die Maske nicht, wenn die Schadstoffkonzentration eine unmittelbare Gefahr für Leben und Gesundheit darstellt.

Verlassen Sie den Arbeitsplatz sofort, wenn:

- a) sich Atembeschwerden einstellen
- b) Schwindelgefühle oder andere Beschwerden auftreten.

Atemschutzmaske bei Beschädigungen, hohem Atemwiderstand oder am Ende einer Schicht auswechseln und entsorgen.

Die Maske darf nicht geändert oder repariert werden. Bitte wenden Sie sich an den Hersteller, wenn Sie vorhaben, die Maske in explosionsgefährdeten Bereichen einzusetzen.

Notified Body

MNA LABORATUVARLARI SANAYI TICARET LIMITED ŞİRKETİ
KüçükbakkalköyMah. Yenidoğan Cad. No: 21 Ataşehir /Istanbul /Turkey
Tel: 00902165740708 / email: info@mnalab.com / web: mnalab.com

Partikelfiltrierende Halbmaske FFP2 NR

Hauptmerkmale

FFP2 NR partikelfiltrierende Halbmaske ohne Ausatemventil, mit Nasenbügel, nicht wiederverwendbar (NR = non reusable). Schutz gegen feste und flüssige, gesundheitsschädliche bzw. mindergiftige Partikel, biologischen Arbeitsstoffen und Viren.

Anwendung

Die Atemschutzmaske ist nur dann wirksam, wenn sie richtig ausgewählt, angepasst und während der gesamten Zeitdauer getragen wird, in der der Träger einer Schadstoffbelastung ausgesetzt ist.

Einsatzbereich

Persönliche Schutzausrüstung für den Eigenschutz. Zum Beispiel als Arbeitsschutz bei Sanierungs- und Isolierarbeiten, Reinigungsarbeiten in Industrie und Haushalt, Hygienearbeiten und Arbeiten im Kontakt mit Personen.

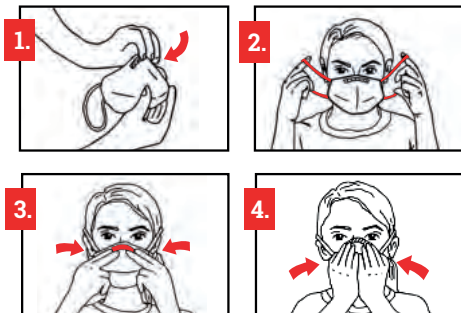
MATERIAL	
Meltblown-Vlies	100% Polypropylen
Spunbond-Vlies	100% Polypropylen

Anwendungsbsp.:	FFP 1	FFP 2	FFP 3
Pandemievorsorge		■	■
Bergbau		■	■
Holzverarbeitung		■	■
Schleifen/Fräsen	■	■	■
Abfallentsorgung		■	■

Technische Informationen nach DIN EN 149:2009

Tests	FFP 1	FFP 2	FFP 3
Gesamte nach innen gerichtete Leckage	≤ 22 %	≤ 8 %	≤ 2 %
Durchlass des Filtermediums	≤ 20 %	≤ 6 %	≤ 1 %
Atemwiderstand Einatmung 30 l/min	≤ 0,6 mbar	≤ 0,7 mbar	≤ 1,0 mbar
Atemwiderstand Einatmung 95 l/min	≤ 2,1 mbar	≤ 2,4 mbar	≤ 3,0 mbar
Atemwiderstand Ausatmung 160 l/min	≤ 3,0 mbar	≤ 3,0 mbar	≤ 3,0 mbar

Gebrauchsanweisung



1. Falten Sie die Maske auf, formen Sie den Nasenbügel durch leichtes Biegen vor und setzen Sie die Maske unten am Kinn an.

2. Ziehen Sie nun die Gummibänder über die Ohren. Passen Sie die Maske so an, dass sie bequem am Gesicht anliegt.

3. Passen Sie nun den Nasenbügel mit beiden Händen Ihrer Nasenform an.

4. Vor dem Einsatz z.B. am Arbeitsplatz sollte eine Dichtigkeitskontrolle durchgeführt werden. Gesichtshaar oder Kopfhare im Bereich des Dichtrandes können einen korrekten Sitz der Maske verhindern.

Warnhinweise

Überzeugen Sie sich stets, dass die Atemschutzmaske folgende Voraussetzungen erfüllt. Sie muss: ■ für die Anwendung geeignet sein. ■ korrekt sitzen. ■ während der gesamten Dauer der Schadstoffbelastung getragen werden. ■ bei Bedarf ausgetauscht werden.

Eine sachgemäße Auswahl, Schulung, Nutzung und entsprechende Wartung sind Voraussetzung, damit das Produkt den Träger vor Schadstoffen aus der Luft schützen kann. Wenn die Gebrauchshinweise für die Atemschutzmasken nicht ordnungsgemäß befolgt werden und/oder das Produkt nicht die ganze Zeit während der Schadstoffbelastung getragen wird, so kann dies für den Träger gesundheitsschädliche Folgen bis zur Invalidität nach sich ziehen. Richten Sie sich in Bezug auf Eignung und sachgemäße Nutzung der Atemschutzmasken nach den geltenden örtlichen Vorschriften und nach den Herstellerhinweisen. Der Träger muss vor der Nutzung zuerst entsprechend den geltenden Gesundheits- und Sicherheitsvorschriften in der richtigen Anwendung des Produktes unterrichtet werden.

Gesichtshaare im Maskenbereich können sich als hinderlich für den Sitz der Maske erweisen und die Abdichtung gefährden.

Diese Produkte schützen den Träger nicht vor Gasen und Dämpfen.

Das Produkt nicht in Umgebungen einsetzen, die weniger als 17% Sauerstoff enthalten. Verwenden Sie die Maske nicht, wenn die Schadstoffkonzentration eine unmittelbare Gefahr für Leben und Gesundheit darstellt.








Verlassen Sie den Arbeitsplatz sofort, wenn:

- a) sich Atembeschwerden einstellen
- b) Schwindelgefühle oder andere Beschwerden auftreten.

Atemschutzmaske bei Beschädigungen, hohem Atemwiderstand oder am Ende einer Schicht auswechseln und entsorgen.

Die Maske darf nicht geändert oder repariert werden. Bitte wenden Sie sich an den Hersteller, wenn Sie vorhaben, die Maske in explosionsgefährdeten Bereichen einzusetzen.

■ Bedeutung Symbole

	Marke
LP2	Modell-Nr. des Herstellers (Beispiel)
FFP 2	Angabe der Schutzstufe
EN 149:2001 + A1:2009	Nummern der relevanten Europäischen PSA-Normen
 2841	CE-Zeichen und Nummer der benannten Stelle (Qualitätssicherung und Überwachung des Herstellers)
	Herstellungsdatum Jahr-Monat: 0000-00
	Ende der Lagerzeit Jahr-Monat: 0000-00
LOT	Lot-Nummer (Beispiel: FV300001)
	Vor Gebrauch die Herstellerinformationen berücksichtigen
	Temperaturbereich der Lagerbedingungen (Beispiel)
	Maximale relative Feuchte der Lagerbedingungen (Beispiel)

■ Entsorgung

Die benutzten Masken können durch umweltschädigende oder gefährliche Substanzen verunreinigt sein. Die Entsorgung ist in Übereinstimmung mit den örtlich anzuwendenden Rechtsnormen vorzunehmen.

■ CE-Kennzeichnung

CE-Kennzeichnung gem. der PSA Verordnung (EU) 2016/425 für komplexe PSA der Kategorie III. Durchgeführte Baumusterprüfung basierend auf DIN EN 149:2001+A1:2009. Dokumentiert durch die EG-Baumusterprüfbescheinigung des Herstellers. Qualitätssicherung (EG-Qualitätssicherungssystem mit Überwachung): durch die eingeschaltete notifizierte Stelle MNA (2841)

■ Notified Body

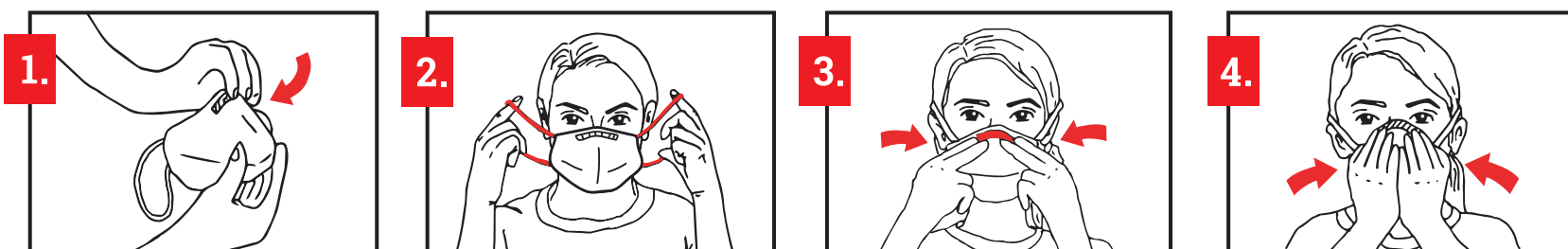
MNA LABORATUVARLARI SANAYI TICARET LIMITED ŞİRKETİ
 Küçükbakkalköy Mah. Yenidoğan Cad. No: 21 Ataşehir/İstanbul / Turkey
 Tel: 00902165740708 / email: info@mnalab.com / web: mnalab.com

Made in Germany

Partikelfiltrierende Halbmaske FFP2 NR

Lindenpartner
LP

GEBRAUCHSANWEISUNG / INSTRUCTIONS FOR USE



1. Falten Sie die Maske auf, formen Sie den Nasenbügel durch leichtes Biegen vor und setzen Sie die Maske unten am Kinn an. 2. Ziehen Sie nun die Gummibänder über die Ohren. Passen Sie die Maske so an, dass sie bequem am Gesicht anliegt. 3. Passen Sie nun den Nasenbügel mit beiden Händen Ihrer Nasenform an. 4. Vor dem Einsatz z.B. am Arbeitsplatz sollte eine Dichtigkeitskontrolle durchgeführt werden. Gesicht- oder Kopfhare im Bereich des Dichtrandes können einen korrekten Sitz der Maske verhindern.

1. Unfold the mask, preform the nose clip by bending it slightly and put the mask on the bottom of the chin. 2. Now pull the elastic bands over the ears. Adjust the mask so that it fits comfortably on the face. 3. Use both hands to adjust the nose clip to the shape of your nose. 4. Before using the mask in the workplace, a leakage check should be carried out. Facial hair in the area of the sealing edge may prevent the mask from fitting properly.

LindenCare GmbH | Pempelforter Str. 50, 40211 Düsseldorf | service@lindenpartner.com | lindenpartner.com

ANWENDUNGSBEREICH / SCOPE OF APPLICATION

Schutz gegen feste und flüssige, gesundheitsschädliche bzw. mindergiftige Partikel, biologischen Arbeitsstoffen und Viren. Die Atemschutzmaske ist nur dann wirksam, wenn sie richtig ausgewählt, angepasst und während der gesamten Zeitdauer getragen wird, in der der Träger einer Schadstoffbelastung ausgesetzt ist.

Protection against solid and liquid particles, harmful or less toxic particles, biological agents and viruses: the respiratory mask is only effective if it is correctly selected, adjusted and worn throughout the period of exposure.

WARNHINWEISE / WARNINGS

Überzeugen Sie sich stets, dass die Atemschutzmaske folgende Voraussetzungen erfüllt. Sie muss: 1. Für die Anwendung geeignet sein. 2. Korrekt sitzen. 3. Während der gesamten Dauer der Schadstoffbelastung getragen werden. 4. Bei Bedarf ausgetauscht werden.

Always make sure that the respirator meets the following requirements. It must: 1. Be suitable for use. 2. Fit correctly. 3. Be worn for the entire duration of the exposure. 4. Be replaced if necessary.

Für weitere Informationen siehe Informationsbroschüre des Herstellers. For further information see the manufacturer's information brochure. lindenpartner.com

LP
Lindenpartner

50 x FFP2

Partikelfiltrierende Halbmaske FFP2

- Verstellbarer Nasenbügel für individuelle Abdichtung
- Geringer Atemwiderstand bei hoher Filtrationseffizienz
- NR = nicht wiederverwendbar

Filtering half mask to protect against particles FFP2

- Adjustable nosepiece provides a custom seal
- Low breathing resistance with high filtration efficiency
- NR = not reusable

Made in Germany



mna
Notified Body Number: 2841

CE 2841

EN 149:2001 + A1:2009 FFP2 NR

CE-Kennzeichnung gem. der PSA Verordnung (EU) 2016/425 9. März 2016 (Fundstelle: Amtsblatt der Europäischen Union) für komplexe PSA der Kategorie III. Durchgeführte Baumusterprüfung basierend auf DIN EN 149:2001+A1:2009.

Produkt: 229469
Revision: 0
Bezeichnung: FBS FFP2-Maske W2011002...
Materialnummer:
Format geschl.: 280.0 x 140.0 x 130.0 mm
Format offen: 856.5 x 386.5 mm
Materialkategorie: C1

Datum, Zeit: 09-Nov-20 09:13:02
Ansprechpartner: Mario Fanghänel

EAN:
Brailletext:
CAD-Nr.:

- Cyan
- Magenta
- Yellow
- Black
- Stanze

Diese Datei ist nicht für den Druck geeignet!
Sie dient nur für Freigabe- und Archivzwecke.

Barcodes auf Prüfdrucken
Die auf den Prüfdrucken befindlichen Barcodes werden unabhängig von der richtigen Ziffernfolge und Codierung geprüft. Die technische Lesbarkeit der Barcodes auf digitalen Prüfdrucken ist technologisch bedingt z.T. sehr eingeschränkt. Rückschlüsse auf spätere Lesbarkeit im Auflagendruck können daraus nicht gezogen werden.
Die letztlich verbindliche Qualität entsteht erst im Auflagendruck und wird in der Fertigung entsprechend kontrolliert, sichergestellt und nachgewiesen.

MANUFACTURER NAME: <i>Full legal entity name</i>	LindenCare GmbH
MANUFACTURER ADDRESS: <i>NOT a Post Office address</i>	Pempelforter Str. 50, 40211 Düsseldorf, Germany
PRODUCT TYPE: <i>E.g. industrial helmet</i>	Filtering half mask
APPLICABLE STANDARDS: <i>EN standards & publication date</i>	EN 149:2001+A1:2009
MODEL IDENTIFICATION: <i>As per marking & EU Declaration of Conformity</i>	LP1
PERFORMANCE CLASSIFICATION: <i>If applicable, e.g. FFP1 NR</i>	FFP2 NR
TECHNICAL FILE REFERENCE: <i>Apply your own ID reference</i>	
DATE AND REVISION CONTROL: <i>e.g. 11 May 2019, Issue 1. SEE ALSO SECTION 17</i>	October 18, 2020 Version 1.0

PRODUCT IMAGE

Note: Upon completion of the certification, the product will identify the above information.

SUBMITTED BY NAME: <i>E.g. the company representative</i>	Duran Sarikaya
SUBMITTED BY DATE: <i>Date sent to NB</i>	October 18, 2020
STATEMENT:	The signature below is to confirm that the statements, information and declarations within this technical file are true and accurate.
SIGNATURE:	<p>LindenCare GmbH Pempelforter Str. 50 40211 Düsseldorf</p> 

TABLE OF CONTENTS

SECTION	CONTENT (text in Italics is the applicable reference in the PPE Regulation)
1.	Authorised representative details, and mandate (<i>Article 9</i>)
2.	Description of the PPE and its intended Use (<i>Annex III a</i>)
3.	Details of Technical Specification or Harmonised Standards used (when applicable) (<i>Annex III f/g</i>)
4.	List of applicable EHSRs and actions to address requirements (<i>Annex III c</i>)
5.	Risk assessment and actions to address risks (<i>Annex III b</i>)
6.	Design and manufacturing drawings and schemes (<i>Annex III d</i>)
7.	Component list and material details and declarations (<i>Annex III d</i>)
7.1	Product to be used with another manufacturer's product (<i>Annex III d</i>)
7.2	Spare parts and accessories (<i>Annex III d</i>)
8.	User information (<i>Annex III k</i>)
8.1	Declaration – Materials for maintenance, cleaning and disinfecting (<i>Annex III k</i>)
8.2	Declaration – Supply of User Information (<i>Annex III k</i>)
9.	Product marking details including artwork (<i>Annex III k</i>)
9.1	Packaging marking details including artwork (<i>Annex III k</i>)
10.	Example EU Declaration of Conformity (<i>Article 8.2 & 8.8/Article 15/Annex IX</i>)
11.	Test reports (<i>Annex III i</i>)

1. AUTHORISED REPRESENTATIVE	
<i>This section is only applicable if an EU authorised representative has been appointed by a manufacturer</i>	
Authorised representative appointed?	NO
Company Name:	
Full Postal Address:	
DECLARATION	
NAME: Click or tap here to enter text.	DATE: Click or tap to enter a date.
MARK 'X' INSIDE THE BOX TO CONFIRM THE DECLARATION IS TRUE AND VALID <input type="checkbox"/>	

2. INTENDED USE OF THE PPE
<i>This should be a brief description of the product, its use, and the risks against which it is intended to protect.</i>
The PPE model identified on page 1 and the subject of this technical file is intended to be used as a single shift use particle filtering half masks for protection against solid and liquid aerosols.

3. TECHNICAL SPECIFICATION OR HARMONISED STANDARDS		
<i>This section is split into two parts. (3.1) should be completed if a technical specification has been used, and (3.2) should be completed if harmonised standards have been used.</i>		
3.1 TECHNICAL SPECIFICATION		
<i>A technical specification is used typically where there is no appropriate harmonised standard, or there is a gap in harmonised standards requiring a technical specification to be produced. A technical specification can incorporate some clauses of harmonised standards. Where a technical specification has been used, please complete the below.</i>		
Technical specification used?	NO	
Harmonised standard(s) clauses used?	NO	
STANDARD NUMBER & DATE OF PUBLICATION	CLAUSE NUMBERS USED	
3.2. HARMONISED STANDARDS		
<i>Please list all of the harmonised standards applicable to the product to test conformity to the EHSRs and confirm if the standard has been used in full. If only some clauses of a standard have been applied, those clauses should be listed.</i>		
STANDARD & DATE	FULL OR PART USED	CLAUSE NUMBERS USED
EN 149:2001+A1:2009	Has been used in full? YES	Full test

TECHNICAL FILE
PPE REGULATION (EU) 2016/425

4. ESSENTIAL HEALTH & SAFETY REQUIREMENTS – EHSRs (Annex II PPER)						
<i>Please choose YES or No for each EHSR. For those you have marked 'yes', please mark an 'X' against the action taken to deal with the requirement. If your action is not test/User Info or marking, please give a brief description under other.</i>						
Ref	List of EHSRs as per the PPE Regulation	APPLICABLE YES/NO	ACTIONS TAKEN TO ADDRESS			
			TESTING Standard/clause	UI Mark X	MARKING Mark X	OTHER (DESCRIBE)
1	GENERAL REQUIREMENTS APPLICABLE TO ALL PPE					
	PPE must provide adequate protection against the risks against which it is intended to protect.	YES	EN 149:2001+A1:2009			
1.1	Design principles					
1.1.1	Ergonomics					
	PPE must be designed and manufactured so that, in the foreseeable conditions of use for which it is intended, the user can perform the risk-related activity normally whilst enjoying appropriate protection of the highest level possible.	YES	EN 149:2001+A1:2009 5 / 7.7 / 7.9			
1.1.2	Levels and classes of protection					
1.1.2.1	Optimum level of protection					
	The optimum level of protection to be taken into account in the design is that beyond which the constraints imposed by the wearing of the PPE would prevent its effective use during the period of exposure to the risk or the normal performance of the activity.	YES	EN 149:2001+A1:2009 5 / 7.7 / 7.9 / 7.12			
1.1.2.2	Classes of protection appropriate to different levels of risk					
	Where differing foreseeable conditions of use are such that several levels of the same risk can be distinguished, appropriate classes of protection must be taken into account in the design of the PPE.	YES	EN 149:2001+A1:2009 7.9			
1.2	Innocuousness of PPE					
1.2.1	Absence of inherent risks and other nuisance factors					
	PPE must be designed and manufactured so as not to create risks or other nuisance factors under foreseeable conditions of use.	YES	EN 149:2001+A1:2009 7.12 / 7.14 / 7.16			
1.2.1.1	Suitable constituent materials					
	The materials of which the PPE is made, including any of their possible decomposition products, must not adversely affect the health or safety of users.	YES	EN 149:2001+A1:2009 7.5 / 7.7 / 7.10 / 7.11			
1.2.1.2	Satisfactory surface condition of all PPE parts in contact with the user					

TECHNICAL FILE
PPE REGULATION (EU) 2016/425

4. ESSENTIAL HEALTH & SAFETY REQUIREMENTS – EHSRs (Annex II PPER)						
<i>Please choose YES or No for each EHSR. For those you have marked 'yes', please mark an 'X' against the action taken to deal with the requirement. If your action is not test/User Info or marking, please give a brief description under other.</i>						
Ref	List of EHSRs as per the PPE Regulation	APPLICABLE	ACTIONS TAKEN TO ADDRESS			
			YES/NO	TESTING Standard/clause	UI Mark X	MARKING Mark X
	Any part of the PPE that is in contact or is liable to come into contact with the user when the PPE is worn must be free of rough surfaces, sharp edges, sharp points and the like which could cause excessive irritation or injuries.	YES	EN 149:2001+A1:2009 7.7 / 7.8			
1.2.1.3	Maximum permissible user impediment					
	Any impediment caused by PPE to the actions to be carried out, the postures to be adopted and sensory perceptions shall be minimised. Furthermore, use of the PPE must not engender actions which might endanger the user.	YES	EN 149:2001+A1:2009 7.7 / 7.14			
1.3	Comfort and effectiveness					
1.3.1	Adaptation of PPE to user morphology					
	PPE must be designed and manufactured in such a way as to facilitate its correct positioning on the user and to remain in place for the foreseeable period of use, bearing in mind ambient factors, the actions to be carried out and the postures to be adopted. For this purpose, it must be possible to adapt the PPE to fit the morphology of the user by all appropriate means, such as adequate adjustment and attachment systems or the provision of an adequate range of sizes.	YES	EN 149:2001+A1:2009 7.7			
1.3.2	Lightness and strength					
	PPE must be as light as possible without prejudicing its strength and effectiveness.	YES	EN 149:2001+A1:2009 7.4 / 7.5 / 7.7			
	PPE must satisfy the specific additional requirements in order to provide adequate protection against the risks for which it is intended and PPE must be capable of withstanding environmental factors in the foreseeable conditions of use.	YES	EN 149:2001+A1:2009 7.4 / 7.5 / 7.7			
1.3.3	Compatibility of different types of PPE intended for simultaneous use					
	If the same manufacturer places on the market several PPE models of different types in order to ensure the simultaneous protection of adjacent parts of the body, they must be compatible.	NO				
1.3.4	Protective clothing containing removable protectors					

TECHNICAL FILE
PPE REGULATION (EU) 2016/425

4. ESSENTIAL HEALTH & SAFETY REQUIREMENTS – EHSRs (Annex II PPER)						
<i>Please choose YES or No for each EHSR. For those you have marked 'yes', please mark an 'X' against the action taken to deal with the requirement. If your action is not test/User Info or marking, please give a brief description under other.</i>						
Ref	List of EHSRs as per the PPE Regulation	APPLICABLE	ACTIONS TAKEN TO ADDRESS			
		YES/NO	TESTING Standard/clause	UI Mark X	MARKING Mark X	OTHER (DESCRIBE)
	Protective clothing containing removable protectors constitutes PPE and shall be assessed as a combination during conformity assessment procedures.	NO				
1.4	Manufacturer's instructions and information					
	In addition to the name and address of the manufacturer, the instructions that must be supplied with the PPE must contain all relevant information on:	YES	EN 149:2001+A1:2009 10	X		
	(a) instructions for storage, use, cleaning, maintenance, servicing and disinfection. Cleaning, maintenance or disinfectant products recommended by manufacturers must have no adverse effect on the PPE or the user when applied in accordance with the relevant instructions;	YES	EN 149:2001+A1:2009 10	X		
	(b) performance as recorded during relevant technical tests to check the levels or classes of protection provided by the PPE;	YES	EN 149:2001+A1:2009 10	X		
	(c) where applicable, accessories that may be used with the PPE and the characteristics of appropriate spare parts;	NO				
	(d) where applicable, the classes of protection appropriate to different levels of risk and the corresponding limits of use;	YES	EN 149:2001+A1:2009 10	X		
	(e) where applicable, the month and year or period of obsolescence of the PPE or of certain of its components;	YES	EN 149:2001+A1:2009 10	X		
	(f) where applicable, the type of packaging suitable for transport;	YES		X		
	(g) the significance of any markings (see point 2.12);	YES	EN 149:2001+A1:2009 10	X		
	(h) the risk against which the PPE is designed to protect;	YES		X		
	(i) the reference to this Regulation and, where applicable, the references to other Union harmonisation legislation;	YES		X		
	(j) the name, address and identification number of the notified body or bodies involved in the conformity assessment of the PPE;	YES	EN 149:2001+A1:2009 10	X		
	(k) references to the relevant harmonised standard(s) used, including the date of the standard(s), or references to the other technical specifications used;	YES			X	

**TECHNICAL FILE
PPE REGULATION (EU) 2016/425**

4. ESSENTIAL HEALTH & SAFETY REQUIREMENTS – EHSRs (Annex II PPER)						
<i>Please choose YES or No for each EHSR. For those you have marked 'yes', please mark an 'X' against the action taken to deal with the requirement. If your action is not test/User Info or marking, please give a brief description under other.</i>						
Ref	List of EHSRs as per the PPE Regulation	APPLICABLE YES/NO	ACTIONS TAKEN TO ADDRESS			
			TESTING Standard/clause	UI Mark X	MARKING Mark X	OTHER (DESCRIBE)
	(l) the internet address where the EU declaration of conformity can be accessed.	YES				
	The information referred to in points (i), (j), (k) and (l) need not be contained in the instructions supplied by the manufacturer if the EU declaration of conformity accompanies the PPE.	YES				
2	ADDITIONAL REQUIREMENTS COMMON TO SEVERAL TYPES OF PPE					
2.1	PPE incorporating adjustment systems					
	If PPE incorporates adjustment systems, the latter must be designed and manufactured so that, after adjustment, they do not become undone unintentionally in the foreseeable conditions of use.	NO				
2.2	PPE enclosing the parts of the body to be protected					
	PPE must be designed and manufactured in a way that perspiration resulting from use is minimised. Otherwise it must be equipped with means of absorbing perspiration.	NO				
2.3	PPE for the face, eyes and respiratory system					
	Any restriction of the user's face, eyes, field of vision or respiratory system by the PPE shall be minimised.	YES	EN 149:2001+A1:2009 7.14	X		
	The screens for those types of PPE must have a degree of optical neutrality that is compatible with the degree of precision and the duration of the activities of the user.	NO				
	If necessary, such PPE must be treated or provided with means to prevent misting-up.	NO				
	Models of PPE intended for users requiring sight correction must be compatible with the wearing of spectacles or contact lenses.	NO				
2.4	PPE subject to ageing					
	If it is known that the design performance of new PPE may be significantly affected by ageing, the month and year of manufacture and/or, if possible, the month and year of obsolescence must be indelibly and unambiguously marked on each item of PPE placed on the market and on its packaging.	YES	EN 149:2001+A1:2009 9 / 10	X	X	

TECHNICAL FILE
PPE REGULATION (EU) 2016/425

4. ESSENTIAL HEALTH & SAFETY REQUIREMENTS – EHSRs (Annex II PPER)						
<i>Please choose YES or No for each EHSR. For those you have marked 'yes', please mark an 'X' against the action taken to deal with the requirement. If your action is not test/User Info or marking, please give a brief description under other.</i>						
Ref	List of EHSRs as per the PPE Regulation	APPLICABLE	ACTIONS TAKEN TO ADDRESS			
		YES/NO	TESTING Standard/clause	UI Mark X	MARKING Mark X	OTHER (DESCRIBE)
	If the manufacturer is unable to give an undertaking with regard to the useful life of the PPE, his instructions must provide all the information necessary to enable the purchaser or user to establish a reasonable obsolescence month and year, taking into account the quality level of the model and the effective conditions of storage, use, cleaning, servicing and maintenance.	YES	EN 149:2001+A1:2009 9 / 10	X	X	
	Where appreciable and rapid deterioration in PPE performance is likely to be caused by ageing resulting from the periodic use of a cleaning process recommended by the manufacturer, the latter must, if possible, affix a marking to each item of PPE placed on the market indicating the maximum number of cleaning operations that may be carried out before the equipment needs to be NBted or discarded. Where such a marking is not affixed, the manufacturer must give that information in his instructions.	NO				
2.5	PPE which may be caught up during use					
	Where the foreseeable conditions of use include, in particular, the risk of the PPE being caught up by a moving object thereby creating a danger for the user, the PPE must be designed and manufactured in such a way that a constituent part will break or tear, thereby eliminating the danger.	NO				
2.6	PPE for use in potentially explosive atmospheres					
	PPE intended for use in potentially explosive atmospheres must be designed and manufactured in such a way that it cannot be the source of an electric, electrostatic or impact-induced arc or spark likely to cause an explosive mixture to ignite.	NO				
2.7	PPE intended for rapid intervention or to be put on or removed rapidly					
	Those types of PPE must be designed and manufactured in such a way as to minimise the time required for putting on and removing the equipment.	NO				
	Where PPE comprises fixing systems enabling the PPE to be maintained in the correct position on the user or removed, it must be possible to operate such systems quickly and easily.	NO				
2.8	PPE for intervention in very dangerous situations					

**TECHNICAL FILE
PPE REGULATION (EU) 2016/425**

4. ESSENTIAL HEALTH & SAFETY REQUIREMENTS – EHSRs (Annex II PPER)						
<i>Please choose YES or No for each EHSR. For those you have marked 'yes', please mark an 'X' against the action taken to deal with the requirement. If your action is not test/User Info or marking, please give a brief description under other.</i>						
Ref	List of EHSRs as per the PPE Regulation	APPLICABLE	ACTIONS TAKEN TO ADDRESS			
		YES/NO	TESTING Standard/clause	UI Mark X	MARKING Mark X	OTHER (DESCRIBE)
	The instructions supplied by the manufacturer with PPE for intervention in very dangerous situations must include, in particular, data intended for competent, trained persons who are qualified to interpret them and ensure their application by the user.	YES	EN149:2001 10	X		
	The instructions must also describe the procedure to be adopted in order to verify that PPE is correctly adjusted and functional when worn by the user.	YES	EN149:2001 10	X		
	Where PPE incorporates an alarm which is activated in the absence of the level of protection normally provided, the alarm must be designed and placed so that it can be perceived by the user in the foreseeable conditions of use.	NO				
2.9	PPE incorporating components which can be adjusted or removed by the user					
	Where PPE incorporates components which can be attached, adjusted or removed by the user for replacement purposes, such components must be designed and manufactured so that they can be easily attached, adjusted and removed without tools.	NO				
2.10	PPE for connection to complementary equipment external to the PPE					
	Where PPE incorporates a connexion system permitting its connection to other complementary equipment, the means of attachment must be designed and manufactured in such a way as to enable it to be mounted only on appropriate equipment.	NO				
2.11	PPE incorporating a fluid circulation system					
	Where PPE incorporates a fluid circulation system, the latter must be chosen or designed and placed in such a way as to permit adequate fluid renewal in the vicinity of the entire part of the body to be protected, irrespective of the actions, postures or movements of the user under the foreseeable conditions of use.	NO				
2.12	PPE bearing one or more identification markings or indicators directly or indirectly relating to health and safety					

TECHNICAL FILE
PPE REGULATION (EU) 2016/425

4. ESSENTIAL HEALTH & SAFETY REQUIREMENTS – EHSRs (Annex II PPER)						
<i>Please choose YES or No for each EHSR. For those you have marked 'yes', please mark an 'X' against the action taken to deal with the requirement. If your action is not test/User Info or marking, please give a brief description under other.</i>						
Ref	List of EHSRs as per the PPE Regulation	APPLICABLE	ACTIONS TAKEN TO ADDRESS			
			YES/NO	TESTING Standard/clause	UI Mark X	MARKING Mark X
	Where PPE bears one or more identification markings or indicators directly or indirectly relating to health and safety, those identification markings or indicators must, if possible, take the form of harmonised pictograms or ideograms. They must be perfectly visible and legible and remain so throughout the foreseeable useful life of the PPE. In addition, those markings must be complete, precise and comprehensible so as to prevent any misinterpretation. In particular, where such markings include words or sentences, the latter must be written in a language easily understood by consumers and other end-users, as determined by the Member State where the PPE is made available on the market.	YES	EN149:2001 9		X	
	Where PPE is too small to allow all or part of the necessary marking to be affixed, the relevant information must be mentioned on the packaging and in the manufacturer's instructions.	NO				
2.13	PPE capable of signalling the users presence visually					
	PPE intended for foreseeable conditions of use in which the user's presence must be visibly and individually signalled must have one (or more) judiciously positioned means or devices for emitting direct or reflected visible radiation of appropriate luminous intensity and photometric and colorimetric properties.	NO				
2.14	Multi-risk PPE					
	PPE intended to protect the user against several potentially simultaneous risks must be designed and manufactured in such a way as to satisfy, in particular, the essential health and safety requirements specific to each of those risks.	NO				
3	ADDITIONAL REQUIREMENTS SPECIFIC TO PARTICULAR RISKS					
3.1	Protection against mechanical impact					
3.1.1	Impact caused by falling or ejected objects and collisions of parts of the body with an obstacle					

**TECHNICAL FILE
PPE REGULATION (EU) 2016/425**

4. ESSENTIAL HEALTH & SAFETY REQUIREMENTS – EHSRs (Annex II PPER)						
<i>Please choose YES or No for each EHSR. For those you have marked 'yes', please mark an 'X' against the action taken to deal with the requirement. If your action is not test/User Info or marking, please give a brief description under other.</i>						
Ref	List of EHSRs as per the PPE Regulation	APPLICABLE	ACTIONS TAKEN TO ADDRESS			
		YES/NO	TESTING Standard/clause	UI Mark X	MARKING Mark X	OTHER (DESCRIBE)
	PPE intended to protect against this type of risk must be sufficiently shock-absorbent to prevent injury resulting, in particular, from the crushing or penetration of the protected part, at least up to an impact-energy level above which the excessive dimensions or mass of the means of shock-absorption would preclude effective use of the PPE for the foreseeable period of wear.	NO				
3.1.2	Falls					
3.1.2.1	Prevention of falls due to slipping					
	The outsoles of protective footwear intended to prevent slipping must be designed and manufactured or equipped with additional means so as to ensure adequate grip, having regard to the nature or state of the surface.	NO				
3.1.2.2	Prevention of falls from a height					
	PPE intended to prevent falls from a height or their effects must incorporate a body harness and a connexion system which can be connected to a reliable external anchorage point. It must be designed and manufactured so that, under the foreseeable conditions of use, the vertical drop of the user is minimised to prevent collision with obstacles while the braking force does not attain the threshold value at which physical injury or the opening or breakage of any PPE component which might cause the user to fall can be expected to occur.	NO				
	Such PPE must also ensure that, after braking, the user is maintained in a correct position in which he may await help if necessary.	NO				
	The manufacturer's instructions must specify, in particular, all relevant information relating to:	NO				
	(a) the characteristics required for the reliable external anchorage point and the necessary minimum clearance below the user;	NO				
	(b) the proper way of putting on the body harness and of attaching the connexion system to the reliable external anchorage point.	NO				
3.1.3	Mechanical vibration					

**TECHNICAL FILE
PPE REGULATION (EU) 2016/425**

4. ESSENTIAL HEALTH & SAFETY REQUIREMENTS – EHSRs (Annex II PPER)						
<i>Please choose YES or No for each EHSR. For those you have marked 'yes', please mark an 'X' against the action taken to deal with the requirement. If your action is not test/User Info or marking, please give a brief description under other.</i>						
Ref	List of EHSRs as per the PPE Regulation	APPLICABLE	ACTIONS TAKEN TO ADDRESS			
		YES/NO	TESTING Standard/clause	UI Mark X	MARKING Mark X	OTHER (DESCRIBE)
	PPE designed to prevent the effects of mechanical vibrations must be capable of ensuring adequate attenuation of harmful vibration components for the part of the body at risk.	NO				
3.2	Protection against static compression of a part of the body					
	PPE designed to protect a part of the body against static compressive stress must be sufficiently capable of attenuating its effects so as to prevent serious injury or chronic complaints.	NO				
3.3	Protection against mechanical injuries					
	PPE constituent materials and other components designed to protect all or a part of the body against superficial injuries, such as abrasion, perforation, cuts or bites, must be chosen or designed and incorporated so as to ensure that those types of PPE provide sufficient resistance to abrasion, perforation and gashing (see also point 3.1) under the foreseeable conditions of use.	NO				
3.4	Protection in liquids					
3.4.1	Prevention of drowning					
	PPE designed to prevent drowning must be capable of returning to the surface as quickly as possible, without danger to health, a user who may be exhausted or unconscious after falling into a liquid medium, and of keeping the user afloat in a position which permits breathing while awaiting help.	NO				
	PPE may be wholly or partially inherently buoyant or may be inflated by gas which can be manually or automatically released, or inflated orally.	NO				
	Under the foreseeable conditions of use:	NO				
	(a) PPE must, without prejudice to its satisfactory operation, be capable of withstanding the effects of impact with the liquid medium and the environmental factors inherent in that medium;	NO				
	(b) inflatable PPE must be capable of inflating rapidly and fully.	NO				
	Where particular foreseeable conditions of use so require, certain types of PPE must also satisfy one or more of the following additional requirements:	NO				

**TECHNICAL FILE
PPE REGULATION (EU) 2016/425**

4. ESSENTIAL HEALTH & SAFETY REQUIREMENTS – EHSRs (Annex II PPER)						
<i>Please choose YES or No for each EHSR. For those you have marked 'yes', please mark an 'X' against the action taken to deal with the requirement. If your action is not test/User Info or marking, please give a brief description under other.</i>						
Ref	List of EHSRs as per the PPE Regulation	APPLICABLE	ACTIONS TAKEN TO ADDRESS			
			YES/NO	TESTING Standard/clause	UI Mark X	MARKING Mark X
	(a) they must have all the inflation devices referred to in the second subparagraph, and/or a light or sound-signalling device;	NO				
	(b) they must have a device for hitching and attaching the body so that the user may be lifted out of the liquid medium;	NO				
	(c) they must be suitable for prolonged use throughout the period of activity exposing the user, possibly dressed, to the risk of falling into the liquid medium or requiring the user's immersion in it.	NO				
3.4.2	Buoyancy aids					
	Clothing intended to ensure an effective degree of buoyancy, depending on its foreseeable use, shall be safe when worn and afford positive support in the liquid medium. In foreseeable conditions of use, this PPE must not restrict the user's freedom of movement but must enable the user, in particular, to swim or take action to escape from danger or to rescue other persons.	NO				
3.5	Protection against the harmful effects of noise					
	PPE intended to prevent the harmful effects of noise must be capable of attenuating the latter so that the exposure of the user does not exceed the limit values laid down by Directive 2003/10/EC of the European Parliament and of the Council (1).	NO				
	Each item of PPE must bear labelling indicating the noise attenuation level provided by the PPE. Should that not be possible, the labelling must be fixed to the packaging.	NO				
3.6	Protection against heat and/or fire					
	PPE designed to protect all or a part of the body against the effects of heat and/or fire must possess thermal insulation capacity and mechanical strength appropriate to the foreseeable conditions of use.	NO				
3.6.1	PPE constituent materials and other components					
	Constituent materials and other components intended for protection against radiant and convective heat must possess an appropriate coefficient of transmission of incident heat flux and be sufficiently incombustible to preclude any risk of spontaneous ignition under the foreseeable conditions of use.	NO				

**TECHNICAL FILE
PPE REGULATION (EU) 2016/425**

4. ESSENTIAL HEALTH & SAFETY REQUIREMENTS – EHSRs (Annex II PPER)						
<i>Please choose YES or No for each EHSR. For those you have marked 'yes', please mark an 'X' against the action taken to deal with the requirement. If your action is not test/User Info or marking, please give a brief description under other.</i>						
Ref	List of EHSRs as per the PPE Regulation	APPLICABLE	ACTIONS TAKEN TO ADDRESS			
		YES/NO	TESTING Standard/clause	UI Mark X	MARKING Mark X	OTHER (DESCRIBE)
	Where the external surface of those materials and components must be reflective, the reflective power must be appropriate to the intensity of the heat flux due to radiation in the infrared range.	NO				
	Materials and other components of equipment intended for brief use in high-temperature environments and of PPE which may be splashed by hot products such as molten material must also possess sufficient thermal capacity to retain most of the stored heat until after the user has left the danger area and removed the PPE.	NO				
	PPE materials and other components which may be splashed by hot products must also possess sufficient mechanical-impact absorbency (see point 3.1).	NO				
	PPE materials and other components which may accidentally come into contact with flame and those used in the manufacture of industrial or fire-fighting equipment must also possess a degree of non-flammability and thermal or arc heat protection corresponding to the risk class associated with the foreseeable conditions of use. They must not melt when exposed to flames nor contribute to flame propagation.	NO				
3.6.2	Complete PPE ready for use					
	Under the foreseeable conditions of use:	NO				
	(a) the quantity of heat transmitted by PPE to the user must be sufficiently low to prevent the heat accumulated during wear in the part of the body at risk from attaining, under any circumstances, the pain or health impairment threshold;	NO				
	(b) PPE must, if necessary, prevent liquid or steam penetration and must not cause burns resulting from contact between its protective integument and the user.	NO				
	If PPE incorporates refrigeration devices for the absorption of incident heat by means of liquid evaporation or solid sublimation, the design of such devices must be such that any volatile substances released are discharged beyond the outer protective integument and not towards the user.	NO				
	If PPE incorporates a breathing device, that device must adequately fulfil the protective function assigned to it under the foreseeable conditions of use.	NO				

**TECHNICAL FILE
PPE REGULATION (EU) 2016/425**

4. ESSENTIAL HEALTH & SAFETY REQUIREMENTS – EHSRs (Annex II PPER)						
<i>Please choose YES or No for each EHSR. For those you have marked 'yes', please mark an 'X' against the action taken to deal with the requirement. If your action is not test/User Info or marking, please give a brief description under other.</i>						
Ref	List of EHSRs as per the PPE Regulation	APPLICABLE	ACTIONS TAKEN TO ADDRESS			
		YES/NO	TESTING Standard/clause	UI Mark X	MARKING Mark X	OTHER (DESCRIBE)
	The manufacturer's instructions accompanying PPE intended for brief use in high-temperature environments must, in particular, provide all relevant data for the determination of the maximum permissible user exposure to the heat transmitted by the equipment when used in accordance with its intended purpose.	NO				
3.7	Protection against cold					
	PPE designed to protect all or a part of the body against the effects of cold must possess thermal insulating capacity and mechanical strength appropriate to the foreseeable conditions of use for which it is intended.	NO				
3.7.1	PPE constituent materials and other components					
	Constituent materials and other components suitable for protection against cold must possess a coefficient of transmission of incident thermal flux as low as required under the foreseeable conditions of use. Flexible materials and other components of PPE intended for use in a low-temperature environment must retain the degree of flexibility required for the necessary gestures and postures.	NO				
	PPE materials and other components which may be splashed by cold products must also possess sufficient mechanical-impact absorbency (see point 3.1).	NO				
3.7.2	Complete PPE ready for use					
	Under the foreseeable conditions of use, the following requirements apply:	NO				
	(a) the flux transmitted by PPE to the user must be sufficiently low to prevent the cold accumulated during wear at any point on the part of the body being protected, including the tips of fingers and toes in the case of hands or feet, from attaining, under any circumstances, the pain or health impairment threshold;	NO				
	(b) PPE must as far as possible prevent the penetration of such liquids as rain water and must not cause injuries resulting from contact between its cold protective integument and the user.	NO				
	If PPE incorporates a breathing device, that device must adequately fulfil the protective function assigned to it under the foreseeable conditions of use.	NO				

TECHNICAL FILE
PPE REGULATION (EU) 2016/425

4. ESSENTIAL HEALTH & SAFETY REQUIREMENTS – EHSRs (Annex II PPER)						
<i>Please choose YES or No for each EHSR. For those you have marked 'yes', please mark an 'X' against the action taken to deal with the requirement. If your action is not test/User Info or marking, please give a brief description under other.</i>						
Ref	List of EHSRs as per the PPE Regulation	APPLICABLE	ACTIONS TAKEN TO ADDRESS			
		YES/NO	TESTING Standard/clause	UI Mark X	MARKING Mark X	OTHER (DESCRIBE)
	The manufacturer's instructions accompanying PPE intended for brief use in low-temperature environments must provide all relevant data concerning the maximum permissible user exposure to the cold transmitted by the equipment.	NO				
3.8	Protection against electric shock					
3.8.1	Insulating equipment					
	PPE designed to protect all or part of the body against the effects of electric current must be sufficiently insulated against the voltages to which the user is likely to be exposed under the most unfavourable foreseeable conditions.	NO				
	To this end, the constituent materials and other components of those types of PPE must be chosen or designed and incorporated so as to ensure that the leakage current measured through the protective integument under test conditions at voltages correlated with those likely to be encountered in situ is minimised and, in any event, below a maximum conventional permissible value which correlates with the tolerance threshold.	NO				
	Together with their packaging, PPE types intended exclusively for use during work or activities in electrical installations which are or may be under tension must bear markings indicating, in particular, their protection class or corresponding operating voltage, their serial number and their date of manufacture. A space must also be provided outside the protective integument of such PPE for the subsequent inscription of the date of entry into service and those of the periodic tests or NBtions to be conducted.	NO				
	The manufacturer's instructions must indicate, in particular, the exclusive use for which those PPE types are intended and the nature and frequency of the dielectric tests to which they are to be subjected during their useful life.	NO				
3.8.2	Conductive equipment					
	Conductive PPE intended for live working at high voltages shall be designed and manufactured in such a way as to ensure that there is no difference of potential between the user and the installations on which he is intervening.	NO				

**TECHNICAL FILE
PPE REGULATION (EU) 2016/425**

4. ESSENTIAL HEALTH & SAFETY REQUIREMENTS – EHSRs (Annex II PPER)						
<i>Please choose YES or No for each EHSR. For those you have marked 'yes', please mark an 'X' against the action taken to deal with the requirement. If your action is not test/User Info or marking, please give a brief description under other.</i>						
Ref	List of EHSRs as per the PPE Regulation	APPLICABLE	ACTIONS TAKEN TO ADDRESS			
		YES/NO	TESTING Standard/clause	UI Mark X	MARKING Mark X	OTHER (DESCRIBE)
3.9	Radiation protection					
3.9.1	<i>Non-ionising radiation</i>					
	PPE designed to prevent acute or chronic eye damage from sources of non-ionising radiation must be capable of absorbing or reflecting the majority of the energy radiated in the harmful wavelengths without unduly affecting the transmission of the innocuous part of the visible spectrum, the perception of contrasts and the ability to distinguish colours where required by the foreseeable conditions of use.	NO				
	To that end, eye protective equipment must be designed and manufactured so as to possess, for each harmful wavelength, a spectral transmission factor such that the radiant-energy illumination density capable of reaching the user's eye through the filter is minimised and under no circumstances exceeds the maximum permissible exposure value. PPE designed to protect the skin against non-ionising radiation must be capable of absorbing or reflecting the majority of the energy radiated in the harmful wavelengths.	NO				
	Furthermore, the glasses must not deteriorate or lose their properties as a result of the effects of radiation emitted under the foreseeable conditions of use and all marketed specimens must bear the protection-factor number corresponding to the spectral distribution curve of their transmission factor.	NO				
	Glasses suitable for radiation sources of the same type must be classified in the ascending order of their protection factors and the manufacturer's instructions must indicate, in particular, how to select the appropriate PPE taking into account the relevant conditions of use such as the distance from the source and the spectral distribution of the energy radiated at that distance.	NO				
	The relevant protection factor number must be marked on all specimens of filtering eye protective equipment by the manufacturer.	NO				
3.9.2	<i>Ionising radiation</i>					
3.9.2.1	<i>Protection against external radioactive contamination</i>					

TECHNICAL FILE
PPE REGULATION (EU) 2016/425

4. ESSENTIAL HEALTH & SAFETY REQUIREMENTS – EHSRs (Annex II PPER)						
<i>Please choose YES or No for each EHSR. For those you have marked 'yes', please mark an 'X' against the action taken to deal with the requirement. If your action is not test/User Info or marking, please give a brief description under other.</i>						
Ref	List of EHSRs as per the PPE Regulation	APPLICABLE	ACTIONS TAKEN TO ADDRESS			
			YES/NO	TESTING Standard/clause	UI Mark X	MARKING Mark X
	PPE constituent materials and other components designed to protect all or a part of the body against radioactive dust, gases, liquids or mixtures thereof must be chosen or designed and incorporated so as to ensure that this equipment effectively prevents the penetration of the contaminants under the foreseeable conditions of use.	NO				
	Depending on the nature or condition of these contaminants, the necessary leak-tightness can be provided by the impermeability of the protective integument and/or by any other appropriate means, such as ventilation and pressurisation systems designed to prevent the back-scattering of these contaminants.	NO				
	Any decontamination measures to which PPE is subject must not prejudice its possible reuse during the foreseeable useful life of those types of equipment.	NO				
3.9.2.2	Protection against external irradiation					
	PPE intended to provide complete user protection against external irradiation or, failing this, adequate attenuation thereof, must be designed to counter only weak electron (e.g. beta) or weak photon (e.g. X, gamma) radiation.	NO				
	The constituent materials and other components of these types of PPE must be chosen or designed and incorporated so as to provide the degree of user protection required by the foreseeable conditions of use without leading to an increase in exposure time as a result of the impedance of user gestures, posture or movement (see point 1.3.2).	NO				
	PPE must bear a mark indicating the type and equivalent thickness of the constituent material(s) suitable for the foreseeable conditions of use.	NO				
3.10	Protection against substances and mixtures which are hazardous to health and against harmful biological agents					
3.10.1	Respiratory protection					
	PPE intended for the protection of the respiratory system must make it possible to supply the user with breathable air when exposed to a polluted atmosphere and/or an atmosphere having an inadequate oxygen concentration.	YES	EN 149:2001+A1:2009 7.7 / 7.8 / 7.9 / 7.12 / 7.16 / 9 / 10			

TECHNICAL FILE
PPE REGULATION (EU) 2016/425

4. ESSENTIAL HEALTH & SAFETY REQUIREMENTS – EHSRs (Annex II PPER)						
<i>Please choose YES or No for each EHSR. For those you have marked 'yes', please mark an 'X' against the action taken to deal with the requirement. If your action is not test/User Info or marking, please give a brief description under other.</i>						
Ref	List of EHSRs as per the PPE Regulation	APPLICABLE	ACTIONS TAKEN TO ADDRESS			
			YES/NO	TESTING Standard/clause	UI Mark X	MARKING Mark X
	The breathable air supplied to the user by PPE must be obtained by appropriate means, for example after filtration of the polluted air through PPE or by supply from an external unpolluted source.	YES	EN 149:2001+A1:2009 7.7 / 7.8 / 7.9 / 7.12 / 7.16 / 9 / 10			
	The constituent materials and other components of those types of PPE must be chosen or designed and incorporated so as to ensure appropriate user respiration and respiratory hygiene for the period of wear concerned under the foreseeable conditions of use.	YES	EN 149:2001+A1:2009 7.7 / 7.8 / 7.9 / 7.12 / 7.16 / 9 / 10			
	The leak-tightness of the facepiece and the pressure drop on inspiration and, in the case of the filtering devices, purification capacity must keep contaminant penetration from a polluted atmosphere low enough not to be prejudicial to the health or hygiene of the user.	YES	EN 149:2001+A1:2009 7.7 / 7.8 / 7.9 / 7.12 / 7.16 / 9 / 10			
	The PPE must bear details of the specific characteristics of the equipment which, in conjunction with the instructions, enable a trained and qualified user to employ the PPE correctly.	YES	EN 149:2001+A1:2009 7.7 / 7.8 / 7.9 / 7.12 / 7.16 / 9 / 10			
	In the case of filtering equipment, the manufacturer's instructions must also indicate the time limit for the storage of new filters kept in their original packaging.	YES	EN 149:2001+A1:2009 7.7 / 7.8 / 7.9 / 7.12 / 7.16 / 9 / 10			
3.10.2	<i>Protection against cutaneous and ocular contact</i>					
	PPE intended to prevent the surface contact of all or part of the body with substances and mixtures which are hazardous to health or with harmful biological agents must be capable of preventing the penetration or permeation of such substances and mixtures and agents through the protective integument under the foreseeable conditions of use for which the PPE is intended.	NO				
	To this end, the constituent materials and other components of those types of PPE must be chosen or designed and incorporated so as to ensure, as far as possible, complete leak-tightness, which will allow where necessary prolonged daily use or, failing this, limited leak-tightness necessitating a restriction of the period of wear.	NO				

TECHNICAL FILE
PPE REGULATION (EU) 2016/425

4. ESSENTIAL HEALTH & SAFETY REQUIREMENTS – EHSRs (Annex II PPER)

Please choose YES or No for each EHSR. For those you have marked 'yes', please mark an 'X' against the action taken to deal with the requirement. If your action is not test/User Info or marking, please give a brief description under other.

Ref	List of EHSRs as per the PPE Regulation	APPLICABLE	ACTIONS TAKEN TO ADDRESS			
		YES/NO	TESTING Standard/clause	UI Mark X	MARKING Mark X	OTHER (DESCRIBE)
	Where, by virtue of their nature and the foreseeable conditions of their use, certain substances and mixtures which are hazardous to health or harmful biological agents possess high penetrative power which limits the duration of the protection provided by the PPE in question, the latter must be subjected to standard tests with a view to their classification on the basis of their performance. PPE which is considered to be in conformity with the test specifications must bear a marking indicating, in particular, the names or, in the absence of the names, the codes of the substances used in the tests and the corresponding standard period of protection. The manufacturer's instructions must also contain, in particular, an explanation of the codes (if necessary), a detailed description of the standard tests and all appropriate information for the determination of the maximum permissible period of wear under the different foreseeable conditions of use.	NO				
3.11	Diving equipment					
	The breathing equipment must make it possible to supply the user with a breathable gaseous mixture, under foreseeable conditions of use and taking account in particular of the maximum depth of immersion.	NO				
	Where the foreseeable conditions of use so require, the diving equipment must comprise the following:	NO				
	(a) a suit which protects the user against cold (see point 3.7) and/or pressure resulting from the depth of immersion (see point 3.2);	NO				
	(b) an alarm designed to give the user prompt warning of an approaching failure in the supply of breathable gaseous mixture (see point 2.8);	NO				
	(c) a lifesaving device enabling the user to return to the surface (see point 3.4.1).	NO				

5. RISK ASSESSMENT

The risk assessment should identify any other risks not already covered by the EHSRs, based on the intended use of the product. Please include a risk assessment statement. If there are no additional risks the statement should confirm this. If there are additional risks, please describe the risk; the action taken may be either testing/user info or marking and you need only mark this with an 'X'. If the action is 'other' please briefly describe the action taken.

LindenCare GmbH have undertaken a risk assessment of our product(s) considering the intended use, and the possibility of mis-use. Our product is Filtering half mask and intended to protect against particle and dust and we have not identified any additional risks, not already addressed by the Essential Health & Safety Requirements of the PPE Regulation.

SPECIFIC RISKS		ACTIONS TAKEN TO ADDRESS (Mark with X)		
Description of risk	TEST	USER INFO	MARKING	OTHER (DESCRIBE)
N/A				Refer to the attachment.

6. DESIGN AND MANUFACTURING DRAWINGS

The design and manufacturing drawings should be detailed, including all component and sub-components, and also provide dimensions for each. Electrical elements should be clearly detailed down to circuit level. If components are bought in for assembly purposes and not manufactured, a technical sheet or similar document from the supplier will be sufficient.

INSERT DRAWINGS AS AN IMAGE, OR LIST THE TITLE AND ISSUE/REVISION STATUS HERE & ATTACH DOCUMENTS
NOTE: The drawings should be detailed and include dimensions down to sub-component level.

Refer to the attachment.

7. COMPONENT AND MATERIALS

Please list down your components and subcomponents and detail the materials, and grades of materials. If components and materials are purchased from a supplier, the supplier's unique reference for the material will be acceptable.

COMPONENT OR SUB-COMPONENT	MATERIAL	GRADE	EXTERNALLY SOURCED
Bridge of nose	Double wire PP material	47mm (± 3 mm)	Özda Tekstil Aksesuarları ve Metal San. Dış Tic. Ltd. Şti.
Ear band	PP	190mm (+-5mm)	Fidanteks Tekstil San. ve Tic. Ltd. Şti.
Spunbond	Nonwovens	80gsm (± 2.5 gsm)	JINGJIA PACKAGING CO.,LTD
Hot air cotton	Hot air cotton	45gsm (± 2.5 gsm)	SHANDONG TIANQIN TEXTILE TECHNOLOGY CO.,LTD.
Melt blown cloth filter layer	Melt blown cloth	50gsm (± 2.5 gsm)	Ningbo Dingxin New Material Co.,Ltd.

MATERIAL DECLARATION

The material and parts named above, including any of their possible decomposition products, are not known to cause adverse effects to user hygiene or health, nor are likely to cause irritation, during normal use.

NAME: Duran Sarıkaya

DATE: 18/10/2020

MARK 'X' INSIDE THE BOX TO CONFIRM THE DECLARATION IS TRUE AND VALID

7.1 PRODUCT TO BE FITTED TO ANOTHER MANUFACTURER'S PRODUCT

This section is applicable if your product is designed to be used with another manufacturer's product, e.g. a helmet-mounted earmuff. In this case, you will need to provide evidence that you have an agreement with the applicable manufacturer(s) to use their product during testing, and that they will advise of any design changes to their products, or any issues with production, e.g. product recalls.

Attachments listed below should be sent with the completed technical file

Does your product rely on another manufacturers product to be used as a complete PPE?		NO
MANUFACTURER NAME	DOCUMENT TITLE & ISSUE/REVISION STATUS	ATTACHED?

7.2 SPARE PARTS & ACCESSORIES

This section is applicable if you supply spare and accessories for the certified product. Please list the part and confirm the type, and where the spare part or accessory is listed. If spare parts and accessories are listed on a separate sheet to the user information, the sheet should be supplied with the technical file.

Does your product have spare parts or accessories available?		NO
DESCRIPTION	TYPE?	DETAILED IN?

8. USER INFORMATION DOCUMENT

Please either insert a copy of your user manual/information or attach a copy

Attachments listed below should be sent with the completed technical file

[Refer to the attachment.](#)

8.1 DECLARATION – MATERIALS FOR MAINTENANCE, CLEANING AND DISINFECTING

We declare that the products/materials recommended for maintenance, cleaning and disinfecting do not have any adverse effect on the PPE or the user when applied in accordance with the relevant instructions.

MARK 'X' INSIDE THE BOX TO CONFIRM THE DECLARATION IS TRUE AND VALID

8.2 DECLARATION – SUPPLY OF USER INFORMATION

We declare that the user information accompanies each smallest commercially available unit.

MARK 'X' INSIDE THE BOX TO CONFIRM THE DECLARATION IS TRUE AND VALID

9. PRODUCT MARKING

Please either insert a copy of your product marking artwork or attach a copy

Attachments listed below should be sent with the completed technical file

Lindenpartner

LP1 FFP2 NR
EN149:2001+A1:2009
CE 2841

9.1 PACKAGING MARKING

Please either insert a copy of your packaging marking artwork or attach a copy

Attachments listed below should be sent with the completed technical file

INSERT USER PACKAGING MARKING ARTWORK OR ATTACH DOCUMENTS

Refer to the attachment.

10. EU DECLARATION OF CONFORMITY

Please provide a draft or example of your EU Declaration of conformity so we can check the content for you.

Attachments listed below should be sent with the completed technical file

INSERT EXAMPLE DECLARATION OF CONFORMITY OR ATTACH DOCUMENTS

The EU DoC is to be delivered with accompanies the user information and masks together.

11. TEST REPORTS FOR TYPE EXAMINATION

Each test report used for certification should be listed and attached here.

Attachments listed below should be sent with the completed technical file

TEST REPORT NUMBER	TEST HOUSE NAME	ATTACHED?
	MNA LABORATUVARLARI SANAYI TICARET LIMITED ŞİRKETİ	no

AB Tip İnceleme Sertifikası EU Type-Examination Certificate

Belge No / Certificate No : 65-20-02
**Belgelendirme Tarihi - Bir Sonraki Belge Tarihi /
Certification Date / Certificate Validity Date** : 10.11.2020-10.11.2025
Belge Geçerlilik Tarihi / Document Validity Period : 5 yıl / 5 years
**Firma Unvanı ve Adresi /
Company Name and Address** : LindenCare GmbH
Pempelforter Str. 50, 40211 Düsseldorf
Germany

Ürün Adı /Modeller / Product Name / Models : Lindenpartner LP1
Direktifi / Directive : 2016/425 REGULATION
Modülü/Kategori / Module / Category : B MODÜLÜ/ KATEGORİ III
MODULE B / CATEGORY III
Test Rapor No/ları / Test Report No : MNA M-2020-00435

Ürün Tipi / Product Type:

- EN 149+ A1 Solunumla ilgili koruyucu cihazlar - Parçacıklara karşı koruma amaçlı filtreli yarım maskeler/ Respiratory protective devices - Filtering half masks to protect against particles

Ürünün Malzeme Bilgisi / Product Material Information: Lindenpartner LP1 model ürünleri kumaş, kulak kayışı, burun klipsi ve filtre katmanı kullanılarak imal edilmiştir./ Lindenpartner LP1 model products are manufactured using fabric, ear strap, nose clip, filter layer.

Volkan AKIN
10.11.2020
Karar Verici / Approver



Okan AKEL
10.11.2020
Şirket Müdürü / General manager





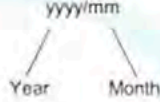

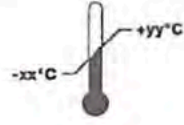

ATTACHMENTS (65-20-02)

To certify the PPE product at Category III level, C2 or D module is accompanied by applying one of the conformity assessment methods along with the EU Type Examination (Module B).

Model : Lindenpartner LP1


PPE SPECIFICATION	PERFORMANCE LEVELS
Classification	FFP2
Reusable / Single Shift Use	NR

PPE produced as a single unit to fit an individual user, all the necessary instructions for manufacturing such PPE on the basis of the approved basic model:

MARKING					
MANUFACTURER: LindenCare GmbH					
PPE TYPE :					
- EN 149+ A1 Respiratory protective devices - Filtering half masks to protect against particles					
MODEL: Lindenpartner LP1					
PICTOGRAM AND PERFORMANCE LEVELS:					
EN 149+ A1 FFP2 NR					
 NB 2841					
Or Condition of Storage					

MNA LABORATORIES SAN. TIC. LTD. ŞTİ declares that the above-mentioned product meets the requirements of the directive according to the EU Directive 2016/425, the safety of the product is covered by the conditions and use specified in this certificate and in the technical file.

ATTACHMENTS (65-20-02)



DOCUMENTS IN THE TECHNICAL

- Basic Health Safety Requirements
- Risk Assessment
- Test Reports
- Technical Report

Report No : 65-20-02-R01

Report Date : 17.11.2020

Application No : 65-20-02

1. COMPANY INFORMATION:

LindenCare GmbH

Pempelforter Str. 50, 40211 Düsseldorf Germany

Tel: + 0 545 903 26 06

Fax: -

E-mail: a.cansu@kloepfel-consulting.com

2. PPE INFORMATION:

Disposable and non-sterile half mask made of particulate protection filter material.

3. PPE TYPE IDENTIFICATION

EN 149 +A1 Respiratory protective devices - Filtering half masks to protect against particles - Requirements, testing, marking

4. PPE PICTURES



LINDENCARE LP1

5. PPE DIMENSIONS:

LINDENCARE LP1 model has been found to be produced using standard sizes.

6. PPE PRODUCT MATERIAL INFORMATION:

The mask is made of elastic strap, non-woven fabric on the outer and inner layers and filter material on the middle layer.

7. ESSENTIAL HEALTH AND SAFETY REQUIREMENTS

- A visual inspection was made according to EN 149 + A1 for ergonomics.
- Protection levels and degrees are defined by the manufacturer.
- Suitable construction materials were determined by visual inspection according to EN 149 + A1.
- Respiratory protective dimensions are evaluated according to EN 149 + A1.
- Conditioning EN 149 + A1 part 8.3, Penetration EN 149 + A1 part 8.11 (EN 13274-7), Application performance EN 149 + A1 part 8.4, Inward leakage EN 149 + A1 part 8.5, Flammability EN 149 + A1 part 8.6, The carbon dioxide content of the inhaled air EN 149 + A1 part 8.7, Inhalation resistance EN 149 + A1 part 8.9, Exhalation resistance EN 149 + A1 part 8.9 has been tested and evaluated.

8. ANALYSIS AND EVALUATIONS:

EN 149 +A1

TESTS	PARAMETER	PERFORMANCE LEVELS			RESULTS	PERFORMANCE LEVELS	EVALUATION
		FFP1	FFP2	FFP3			
Visual inspection	Shall also the marking and the information supplied by the manufacturer				Appropriate	-	PASS
Total inward leakage	At least 46 out of the 50 individual exercise result	<25	<11	<5	See the table below	FFP2	PASS
	At least 8 out of the 10 individual wearer arithmetic means	<22	<8	<2	See the table below	FFP2	PASS

Total Inward Leakage (%)						
	Exercise 1	Exercise 2	Exercise 3	Exercise 4	Exercise 5	Average
Subject 1 (As received)	0.6	0.0	1.5	1.7	1.8	1.1
Subject 2 (As received)	0.8	0.0	1.5	1.9	1.7	1.2
Subject 3 (As received)	0.9	1.4	1.5	1.1	1.5	1.3
Subject 4 (As received)	0.6	2.1	4.3	1.7	1.7	2.1
Subject 5 (As received)	0.3	3.1	2.1	1.4	1.7	1.7
Subject 6 (After temperature conditioning)	0.2	0.9	0.7	0.2	1.7	0.7
Subject 7 (After temperature conditioning)	0.0	1.2	0.6	1.5	0.1	0.7
Subject 8 (After temperature conditioning)	0.3	0.6	0.3	1.7	1.6	0.9
Subject 9 (After temperature conditioning)	0.3	0.5	0.2	1.5	0.1	0.5
Subject 10 (After temperature conditioning)	0.4	1.5	1.7	1.5	0.3	1.1

TESTS	PARAMETER	PERFORMANCE LEVELS			RESULTS	PERFORMANCE LEVELS	EVALUATION
		FFP1	FFP2	FFP3			
Flammibility	Mask shall not burn or not to continue to burn for more than 5 s				Flame not seen	-	PASS
Carbondioxide content of the inhalation air	Shall not exceed an average of % 1				0,55 0,53 0,50	-	PASS
Penetration of filter material	Sodium chloride, 95 L/min % , max	% 20	% 6	% 1	See the table below	FFP2	PASS
	Paraffin oil, 95 L/min % , max	% 20	% 6	% 1	See the table below	FFP2	PASS

Penetration of filter material	Sodium Chloride (%)	Paraffin Oil (%)
As recieved	0.2	0.2
As recieved	0.2	0.2
As recieved	0.4	0.3
After the simulated wearing treatment	0.3	0.2
After the simulated wearing treatment	0.2	0.2
After the simulated wearing treatment	0.4	0.2
Mechanical strength and temperature conditioning	0.4	0.3
Mechanical strength and temperature conditioning	0.2	0.3
Mechanical strength and temperature conditioning	0.3	0.2

TESTS	PARAMETER	PERFORMANCE LEVELS			RESULTS	PERFORMANCE LEVELS	EVALUATION
		FFP1	FFP2	FFP3			
Compatibility with skin	Materials shall not be known to be likely to cause irritation or any other adverse effect to health				Appropriate	-	PASS
Head harness	It can be donned and removed easily				Appropriate	-	PASS
Breathing Resistance	Inhalation 30L/min	0,6 mbar	0,7 mbar	1 mbar	See the table below	FFP2	PASS
	Inhalation 95L/min	2,1 mbar	2,4 mbar	3 mbar	See the table below	FFP2	PASS
	Exhalation 160L/min	3 mbar	3 mbar	3 mbar	See the table below	FFP2	PASS

Breathing Resistance	Inhalation 30L/min	Inhalation 95L/min
As recieved	0.3	1.4
As recieved	0.3	1.4
As recieved	0.2	1.3
After temperature conditioning	0.2	1.3

After temperature conditioning	0.3	1.4
After temperature conditioning	0.3	1.4
After the simulated wearing treatment	0.2	1.3
After the simulated wearing treatment	0.3	1.4
After the simulated wearing treatment	0.3	1.3

Breathing Resistance 160L/min	Facing directly ahead	Facing vertically upwards	Facing vertically downwards	Lying on the left side	Lying on the right side
As recieved	1,2	1,2	1,2	1,1	1,2
As recieved	1,1	1,2	1,2	1,1	1,1
As recieved	1,1	1,1	1,2	1,2	1,2
After temperature conditioning	1,2	1,2	1,2	1,1	1,2
After temperature conditioning	1,2	1,1	1,2	1,2	1,1
After temperature conditioning	1,1	1,1	1,1	1,2	1,2
After the simulated wearing treatment	1,1	1,2	1,2	1,2	1,2
After the simulated wearing treatment	1,2	1,2	1,2	1,2	1,1
After the simulated wearing treatment	1,1	1,2	1,2	1,2	1,1

9. DECISION PROPOSAL

Analysis and examinations LINDENCARE LP1 model coded personal protective equipment; Respiratory Protective Devices EN 149 + A1 - Filtered Half Masks for Protection Against Particles - Properties, Experiments and Marking standards are evaluated. It is recommended to be certified at the performance levels specified as a result of technical evaluations.

10. ATTACHMENTS


- Basic Health Safety Requirements
- Risk Assessment
- Test Reports
- User Instruction

Reason for revision: The material information has been revised.

CONTROLLER : VOLKAN AKIN

SING :

DATE : 17.11.2020



Partikelfiltrierende Halbmaske FFP2 NR

Hauptmerkmale

FFP2 NR partikelfiltrierende Halbmaske ohne Ausatemventil, mit Nasenbügel, nicht wiederverwendbar (NR = non reusable). Schutz gegen feste und flüssige, gesundheitsschädliche bzw. mindergiftige Partikel, biologischen Arbeitsstoffen und Viren.

Anwendung

Die Atemschutzmaske ist nur dann wirksam, wenn sie richtig ausgewählt, angepasst und während der gesamten Zeitdauer getragen wird, in der der Träger einer Schadstoffbelastung ausgesetzt ist.

Einsatzbereich

Persönliche Schutzausrüstung für den Eigenschutz. Zum Beispiel als Arbeitsschutz bei Sanierungs- und Isolierarbeiten, Reinigungsarbeiten in Industrie und Haushalt, Hygienearbeiten und Arbeiten im Kontakt mit Personen.

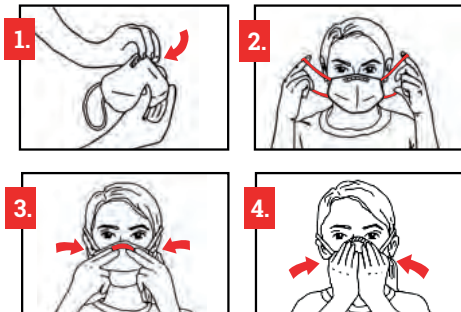
MATERIAL	
Meltblown-Vlies	100% Polypropylen
Spunbond-Vlies	100% Polypropylen

Anwendungsbsp.:	FFP 1	FFP 2	FFP 3
Pandemievorsorge		■	■
Bergbau		■	■
Holzverarbeitung		■	■
Schleifen/Fräsen	■	■	■
Abfallentsorgung		■	■

Technische Informationen nach DIN EN 149:2009

Tests	FFP 1	FFP 2	FFP 3
Gesamte nach innen gerichtete Leckage	≤ 22 %	≤ 8 %	≤ 2 %
Durchlass des Filtermediums	≤ 20 %	≤ 6 %	≤ 1 %
Atemwiderstand Einatmung 30 l/min	≤ 0,6 mbar	≤ 0,7 mbar	≤ 1,0 mbar
Atemwiderstand Einatmung 95 l/min	≤ 2,1 mbar	≤ 2,4 mbar	≤ 3,0 mbar
Atemwiderstand Ausatmung 160 l/min	≤ 3,0 mbar	≤ 3,0 mbar	≤ 3,0 mbar

Gebrauchsanweisung



1. Falten Sie die Maske auf, formen Sie den Nasenbügel durch leichtes Biegen vor und setzen Sie die Maske unten am Kinn an.

2. Ziehen Sie nun die Gummibänder über die Ohren. Passen Sie die Maske so an, dass sie bequem am Gesicht anliegt.

3. Passen Sie nun den Nasenbügel mit beiden Händen Ihrer Nasenform an.

4. Vor dem Einsatz z.B. am Arbeitsplatz sollte eine Dichtigkeitskontrolle durchgeführt werden. Gesichtshaar oder Kopfhare im Bereich des Dichtrandes können einen korrekten Sitz der Maske verhindern.

Warnhinweise

Überzeugen Sie sich stets, dass die Atemschutzmaske folgende Voraussetzungen erfüllt. Sie muss: ■ für die Anwendung geeignet sein. ■ korrekt sitzen. ■ während der gesamten Dauer der Schadstoffbelastung getragen werden. ■ bei Bedarf ausgetauscht werden.

Eine sachgemäße Auswahl, Schulung, Nutzung und entsprechende Wartung sind Voraussetzung, damit das Produkt den Träger vor Schadstoffen aus der Luft schützen kann. Wenn die Gebrauchshinweise für die Atemschutzmasken nicht ordnungsgemäß befolgt werden und/oder das Produkt nicht die ganze Zeit während der Schadstoffbelastung getragen wird, so kann dies für den Träger gesundheitsschädliche Folgen bis zur Invalidität nach sich ziehen. Richten Sie sich in Bezug auf Eignung und sachgemäße Nutzung der Atemschutzmasken nach den geltenden örtlichen Vorschriften und nach den Herstellerhinweisen. Der Träger muss vor der Nutzung zuerst entsprechend den geltenden Gesundheits- und Sicherheitsvorschriften in der richtigen Anwendung des Produktes unterrichtet werden.

Gesichtshaare im Maskenbereich können sich als hinderlich für den Sitz der Maske erweisen und die Abdichtung gefährden.

Diese Produkte schützen den Träger nicht vor Gasen und Dämpfen.

Das Produkt nicht in Umgebungen einsetzen, die weniger als 17% Sauerstoff enthalten. Verwenden Sie die Maske nicht, wenn die Schadstoffkonzentration eine unmittelbare Gefahr für Leben und Gesundheit darstellt.










Verlassen Sie den Arbeitsplatz sofort, wenn:

- sich Atembeschwerden einstellen
- Schwindelgefühle oder andere Beschwerden auftreten.

Atemschutzmaske bei Beschädigungen, hohem Atemwiderstand oder am Ende einer Schicht auswechseln und entsorgen.

Die Maske darf nicht geändert oder repariert werden. Bitte wenden Sie sich an den Hersteller, wenn Sie vorhaben, die Maske in explosionsgefährdeten Bereichen einzusetzen.

■ Bedeutung Symbole

	Marke
LP2	Modell-Nr. des Herstellers (Beispiel)
FFP 2	Angabe der Schutzstufe
EN 149:2001 + A1:2009	Nummern der relevanten Europäischen PSA-Normen
 2841	CE-Zeichen und Nummer der benannten Stelle (Qualitätssicherung und Überwachung des Herstellers)
	Herstellungsdatum Jahr-Monat: 0000-00
	Ende der Lagerzeit Jahr-Monat: 0000-00
	Lot-Nummer (Beispiel: FV300001)
	Vor Gebrauch die Herstellerinformationen berücksichtigen
 -30°C  +40°C	Temperaturbereich der Lagerbedingungen (Beispiel)
 <80%	Maximale relative Feuchte der Lagerbedingungen (Beispiel)

■ Entsorgung

Die benutzten Masken können durch umweltschädigende oder gefährliche Substanzen verunreinigt sein. Die Entsorgung ist in Übereinstimmung mit den örtlich anzuwendenden Rechtsnormen vorzunehmen.

■ CE-Kennzeichnung

CE-Kennzeichnung gem. der PSA Verordnung (EU) 2016/425 für komplexe PSA der Kategorie III. Durchgeführte Baumusterprüfung basierend auf DIN EN 149:2001+A1:2009. Dokumentiert durch die EG-Baumusterprüfbescheinigung des Herstellers. Qualitätssicherung (EG-Qualitätssicherungssystem mit Überwachung): durch die eingeschaltete notifizierte Stelle MNA (2841)

■ Notified Body

MNA LABORATUVARLARI SANAYI TICARET LIMITED ŞİRKETİ
 Küçükbakkalköy Mah. Yenidoğan Cad. No: 21 Ataşehir/İstanbul / Turkey
 Tel: 00902165740708 / email: info@mnalab.com / web: mnalab.com