

PRODUCT FAMILY DATASHEET

LEDVANCE LINEAR LED

Linear luminaires



AREAS OF APPLICATION

- Direct replacement for luminaires with fluorescent lamps
- General indoor illumination
- Corridors, entrance areas, stairwells, living rooms, basements
- Accent lighting
- Public areas
- Cove lighting
- Shelves, furniture integration or under cabinet mounting
- Seamless linear lighting

PRODUCT BENEFITS

- Compact dimensions
- Easy to install in two different mounting angles
- Energy savings of up to 45 % compared to conventional linear luminaires
- Rows of up to 10 luminaires possible
- For seamless lines of light without dark spots
- 3 years guarantee

PRODUCT FEATURES

- High luminous efficacy: up to 100 lm/W
- Beam angle: 140°
- Type of protection: IP20
- Different lengths available



TECHNICAL DATA

Product description	Electrical data					Photometrical data				Light technical data	Dimensions & weight
	Operating mode	Nominal wattage	Nominal voltage	Power factor λ	Mains frequency	Color temperature	Luminous flux	Light color (designation)	Color rendering index Ra	Beam angle	Length
LINEAR LED 300 4 W 3000 K	Electronic control gear (ECG)	4.00 W	220...240 V	>0.5	50/60 Hz	3000 K	400 lm	Warm White	>80	140 °	313.0 mm
LINEAR LED 300 4 W 4000 K	Electronic control gear (ECG)	4.00 W	220...240 V	>0.5	50/60 Hz	4000 K	450 lm	Cool White	>80	140 °	313.0 mm
LINEAR LED 600 8 W 3000 K	Electronic control gear (ECG)	8.00 W	220...240 V	>0.5	50/60 Hz	3000 K	800 lm	Warm White	>80	140 °	573.0 mm
LINEAR LED 600 8 W 4000 K	Electronic control gear (ECG)	8.00 W	220...240 V	>0.5	50/60 Hz	4000 K	800 lm	Cool White	>80	140 °	573.0 mm
LINEAR LED 600 10 W 3000 K POWER	Electronic control gear (ECG)	10.00 W	220...240 V	>0.5	50/60 Hz	3000 K	1000 lm	Warm White	>80	140 °	573.0 mm
LINEAR LED 600 10 W 4000 K POWER	Electronic control gear (ECG)	10.00 W	220...240 V	>0.5	50/60 Hz	4000 K	1000 lm	Cool White	>80	140 °	573.0 mm
LINEAR LED 900 12 W 3000 K	Electronic control gear (ECG)	12.00 W	220...240 V	> 0.5	50/60 Hz	3000 K	1200 lm	Warm White	>80	140 °	873.0 mm
LINEAR LED 900 12 W 4000 K	Electronic control gear (ECG)	12.00 W	220...240 V	> 0.5	50/60 Hz	4000 K	1200 lm	Cool White	>80	140 °	873.0 mm
LINEAR LED 900 15 W 3000 K POWER	Electronic control gear (ECG)	15.00 W	220...240 V	> 0.5	50/60 Hz	3000 K	1500 lm	Warm White	>80	140 °	873.0 mm
LINEAR LED 900 15 W 4000 K POWER	Electronic control gear (ECG)	15.00 W	220...240 V	> 0.5	50/60 Hz	4000 K	1500 lm	Cool White	>80	140 °	873.0 mm
LINEAR LED 1200 14 W 3000 K	Electronic control gear (ECG)	14.00 W	220...240 V	>0.5	50/60 Hz	3000 K	1400 lm	Warm White	>80	140 °	1173 mm
LINEAR LED 1200 14 W 4000 K	Electronic control gear (ECG)	14.00 W	220...240 V	>0.5	50/60 Hz	4000 K	1500 lm	Cool White	>80	140 °	1173 mm
LINEAR LED 1200 20 W 3000 K POWER	Electronic control gear (ECG)	20.00 W	220...240 V	>0.5	50/60 Hz	3000 K	2000 lm	Warm White	>80	140 °	1173 mm
LINEAR LED 1200 20 W 4000 K POWER	Electronic control gear (ECG)	20.00 W	220...240 V	>0.5	50/60 Hz	4000 K	2000 lm	Cool White	>80	140 °	1173 mm

Product description	Electrical data					Photometrical data				Light technical data	Dimensions & weight
	Operating mode	Nominal wattage	Nominal voltage	Power factor λ	Mains frequency	Color temperature	Luminous flux	Light color (designation)	Color rendering index Ra	Beam angle	Length
LINEAR LED 1500 25 W 3000 K POWER	Electronic control gear (ECG)	25.00 W	220...240 V	>0.90	50/60 Hz	3000 K	2500 lm	Warm White	>80	140 °	1473 mm
LINEAR LED 1500 25 W 4000 K POWER	Electronic control gear (ECG)	25.00 W	220...240 V	>0.90	50/60 Hz	4000 K	2500 lm	Cool White	>80	140 °	1473 mm

Product description	Width	Height	Colors & materials		Temperatures & operating conditions	Lifespan		
			Body material	Product color	Ambient temperature range	Lifespan L70 at 25 °C	Lifespan L80 at 25 °C	Lifespan L90 at 25 °C
LINEAR LED 300 4 W 3000 K	28.0 mm	36.0 mm	Polycarbonate (PC)	White	-20...40 °C	50000 h	40000 h	30000 h
LINEAR LED 300 4 W 4000 K	28.0 mm	36.0 mm	Polycarbonate (PC)	White	-20...40 °C	50000 h	40000 h	30000 h
LINEAR LED 600 8 W 3000 K	28.0 mm	36.0 mm	Polycarbonate (PC)	White	-20...40 °C	50000 h	40000 h	30000 h
LINEAR LED 600 8 W 4000 K	28.0 mm	36.0 mm	Polycarbonate (PC)	White	-20...40 °C	50000 h	40000 h	30000 h
LINEAR LED 600 10 W 3000 K POWER	24.0 mm	36.0 mm	Polycarbonate (PC)	White	-20...40 °C	50000 h	40000 h	30000 h
LINEAR LED 600 10 W 4000 K POWER	24.0 mm	36.0 mm	Polycarbonate (PC)	White	-20...40 °C	50000 h	40000 h	30000 h
LINEAR LED 900 12 W 3000 K	28.0 mm	36.0 mm	Polycarbonate (PC)	White	-20...40 °C	50000 h	40000 h	30000 h
LINEAR LED 900 12 W 4000 K	28.0 mm	36.0 mm	Polycarbonate (PC)	White	-20...40 °C	50000 h	40000 h	30000 h
LINEAR LED 900 15 W 3000 K POWER	24.0 mm	36.0 mm	Polycarbonate (PC)	White	-20...40 °C	50000 h	40000 h	30000 h
LINEAR LED 900 15 W 4000 K POWER	24.0 mm	36.0 mm	Polycarbonate (PC)	White	-20...40 °C	50000 h	40000 h	30000 h
LINEAR LED 1200 14 W 3000 K	28.0 mm	36.0 mm	Polycarbonate (PC)	White	-20...40 °C	50000 h	40000 h	30000 h
LINEAR LED 1200 14 W 4000 K	28.0 mm	36.0 mm	Polycarbonate (PC)	White	-20...40 °C	50000 h	40000 h	30000 h
LINEAR LED 1200 20 W 3000 K POWER	24.0 mm	36.0 mm	Polycarbonate (PC)	White	-20...40 °C	50000 h	40000 h	30000 h
LINEAR LED 1200 20 W 4000 K POWER	24.0 mm	36.0 mm	Polycarbonate (PC)	White	-20...40 °C	50000 h	40000 h	30000 h

Product description	Width	Height	Colors & materials		Temperatures & operating conditions	Lifespan		
			Body material	Product color	Ambient temperature range	Lifespan L70 at 25 °C	Lifespan L80 at 25 °C	Lifespan L90 at 25 °C
LINEAR LED 1500 25 W 3000 K POWER	24.0 mm	36.0 mm	Polycarbonate (PC)	White	-20...40 °C	50000 h	40000 h	30000 h
LINEAR LED 1500 25 W 4000 K POWER	24.0 mm	36.0 mm	Polycarbonate (PC)	White	-20...40 °C	50000 h	40000 h	30000 h

Product description	Number of switching cycles	Capabilities		Certificates & standards		
		Dimmable	Type of connection	Protection class	Type of protection	Standards
LINEAR LED 300 4 W 3000 K	25000	No	Plug, EU	II	IP20	CE/CB/TÜV SÜD/EAC/RoHS
LINEAR LED 300 4 W 4000 K	25000	No	Plug, EU	II	IP20	CE/CB/TÜV SÜD/EAC/RoHS
LINEAR LED 600 8 W 3000 K	25000	No	Plug, EU	II	IP20	CE/CB/TÜV SÜD/EAC/RoHS
LINEAR LED 600 8 W 4000 K	25000	No	Plug, EU	II	IP20	CE/CB/TÜV SÜD/EAC/RoHS
LINEAR LED 600 10 W 3000 K POWER	25000	No	Plug, EU	II	IP20	CE/CB/TÜV SÜD/EAC/RoHS
LINEAR LED 600 10 W 4000 K POWER	25000	No	Plug, EU	II	IP20	CE/CB/TÜV SÜD/EAC/RoHS
LINEAR LED 900 12 W 3000 K	15000	No	Plug, EU	II	IP20	CB/TÜV SÜD/EAC/RoHS
LINEAR LED 900 12 W 4000 K	15000	No	Plug, EU	II	IP20	CB/TÜV SÜD/EAC/RoHS
LINEAR LED 900 15 W 3000 K POWER	15000	No	Plug, EU	II	IP20	CB/TÜV SÜD/EAC/RoHS
LINEAR LED 900 15 W 4000 K POWER	15000	No	Plug, EU	II	IP20	CB/TÜV SÜD/EAC/RoHS
LINEAR LED 1200 14 W 3000 K	25000	No	Plug, EU	II	IP20	CE/CB/TÜV SÜD/EAC/RoHS
LINEAR LED 1200 14 W 4000 K	25000	No	Plug, EU	II	IP20	CE/CB/TÜV SÜD/EAC/RoHS
LINEAR LED 1200 20 W 3000 K POWER	25000	No	Plug, EU	II	IP20	CE/CB/TÜV SÜD/EAC/RoHS
LINEAR LED 1200 20 W 4000 K POWER	25000	No	Plug, EU	II	IP20	CE/CB/TÜV SÜD/EAC/RoHS
LINEAR LED 1500 25 W 3000 K POWER	25000	No	Plug, EU	II	IP20	CE/CB/TÜV SÜD/EAC/RoHS

Product description	Number of switching cycles	Capabilities		Certificates & standards		
		Dimmable	Type of connection	Protection class	Type of protection	Standards
LINEAR LED 1500 25 W 4000 K POWER	25000	No	Plug, EU	II	IP20	CE/CB/TÜV SÜD/EAC/RoHS



LINEAR LED 300 4 W 3000 K, LINEAR LED 300 4 W 4000 K

LINEAR LED 600 8 W 3000 K, LINEAR LED 600 8 W 4000 K

LINEAR LED 600 10 W 3000 K POWER, LINEAR LED 600 10 W 4000 K POWER

LINEAR LED 900 12 W 3000 K, LINEAR LED 900 12 W 4000 K

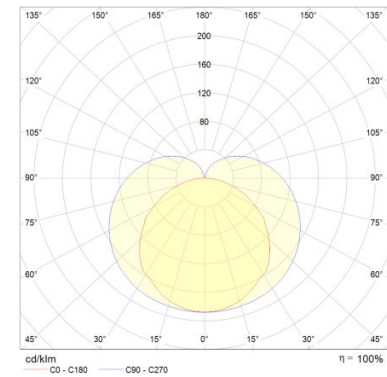
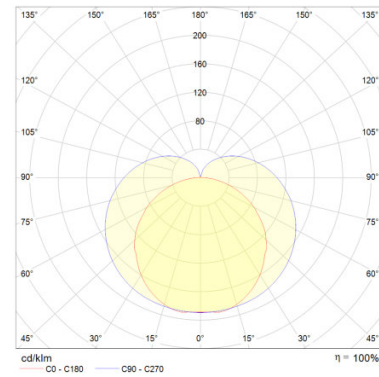
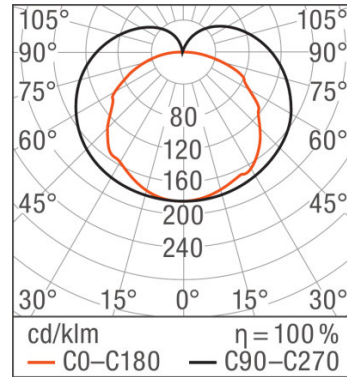
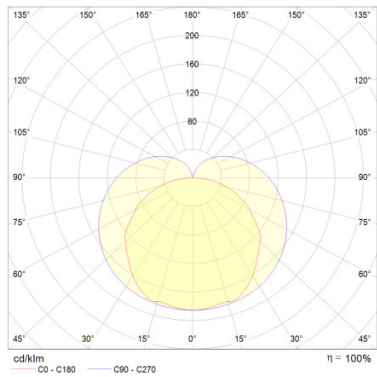


LINEAR LED 900 15 W 3000 K POWER,
LINEAR LED 900 15 W 4000 K POWER

LINEAR LED 1200 14 W 3000 K, LINEAR
LED 1200 14 W 4000 K

LINEAR LED 1200 20 W 3000 K POWER,
LINEAR LED 1200 20 W 4000 K POWER

LINEAR LED 1500 25 W 3000 K POWER,
LINEAR LED 1500 25 W 4000 K POWER

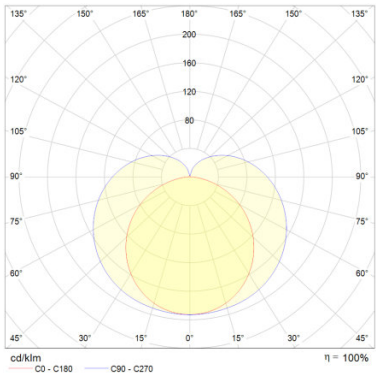


LINEAR LED 300 4 W 3000 K

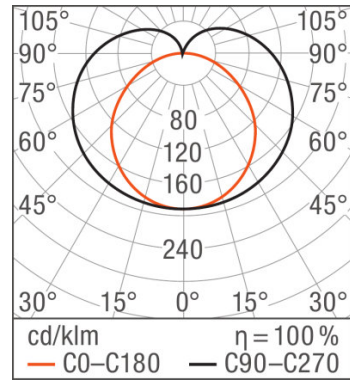
LINEAR LED 300 4 W 4000 K

LINEAR LED 600 8 W 3000 K

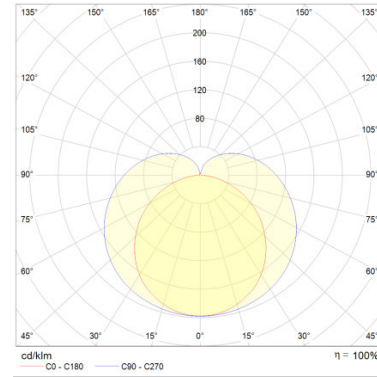
LINEAR LED 600 8 W 4000 K



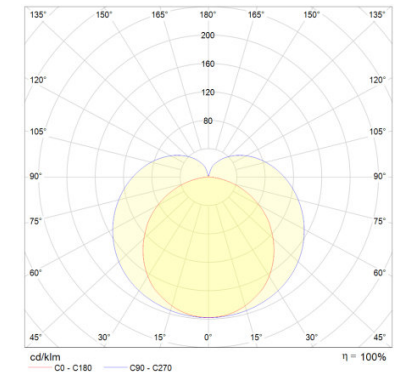
LINEAR LED 600 10 W 3000 K POWER



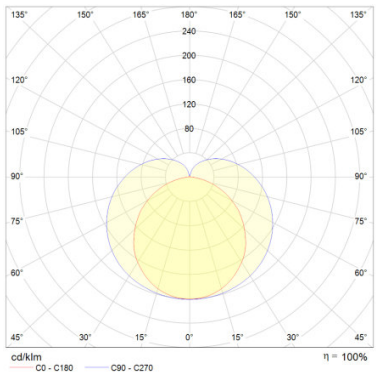
LINEAR LED 600 10 W 4000 K POWER



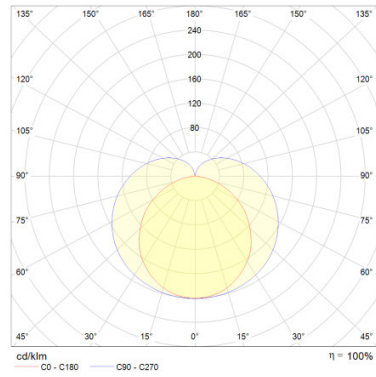
LINEAR LED 900 12 W 3000 K



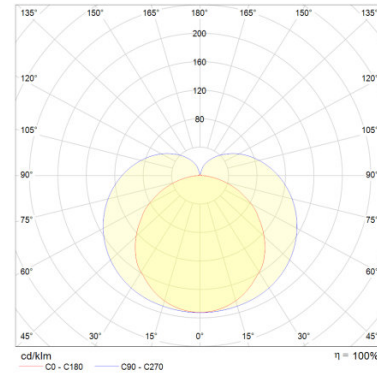
LINEAR LED 900 12 W 4000 K



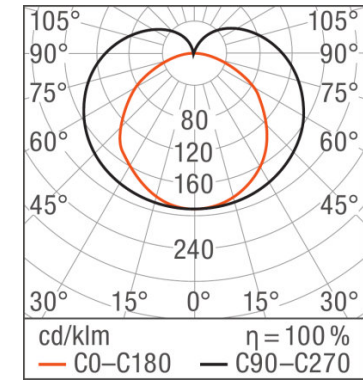
LINEAR LED 900 15 W 3000 K POWER



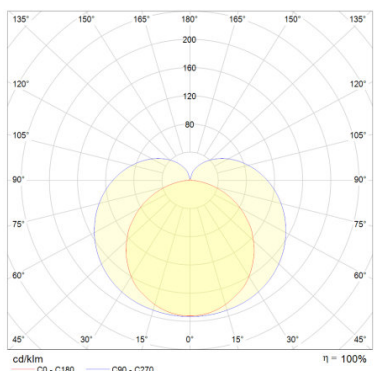
LINEAR LED 900 15 W 4000 K POWER



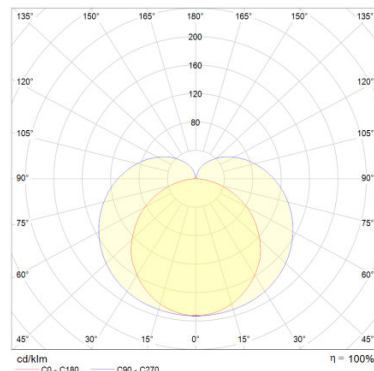
LINEAR LED 1200 14 W 3000 K



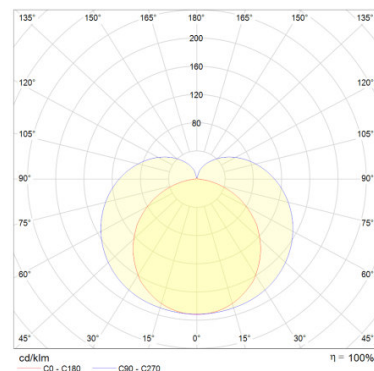
LINEAR LED 1200 14 W 4000 K



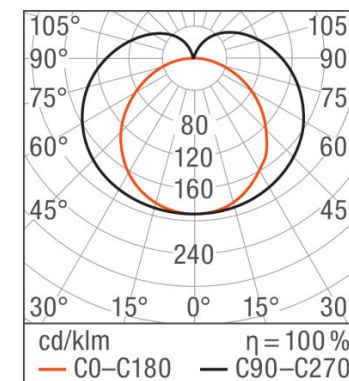
LINEAR LED 1200 20 W 3000 K POWER



LINEAR LED 1200 20 W 4000 K POWER



LINEAR LED 1500 25 W 3000 K POWER



LINEAR LED 1500 25 W 4000 K POWER

EQUIPMENT / ACCESSORIES

- Complete mounting and connecting accessories included

APPLICATION ADVICE

For more detailed application information and graphics please see product datasheet.

LOGISTICAL DATA

Product code	Product description	Packaging unit (Pieces/Unit)	Dimensions (length x width x height)	Volume	Gross weight
4058075000247	LINEAR LED 300 4 W 3000 K	Shipping carton box 25	558 mm x 233 mm x 180 mm	23.40 dm ³	4565.00 g
4058075000261	LINEAR LED 300 4 W 4000 K	Shipping carton box 25	558 mm x 233 mm x 180 mm	23.40 dm ³	6658.00 g
4058075000285	LINEAR LED 600 8 W 3000 K	Shipping carton box 25	818 mm x 233 mm x 180 mm	34.31 dm ³	8630.00 g

Product code	Product description	Packaging unit (Pieces/Unit)	Dimensions (length x width x height)	Volume	Gross weight
4058075000308	LINEAR LED 600 8 W 4000 K	Shipping carton box 25	818 mm x 233 mm x 180 mm	34.31 dm ³	9619.00 g
4058075000360	LINEAR LED 600 10 W 3000 K POWER	Shipping carton box 25	818 mm x 233 mm x 180 mm	34.31 dm ³	8450.00 g
4058075000384	LINEAR LED 600 10 W 4000 K POWER	Shipping carton box 25	818 mm x 233 mm x 180 mm	34.31 dm ³	9619.00 g
4058075056497	LINEAR LED 900 12 W 3000 K	Shipping carton box 25	1095 mm x 228 mm x 175 mm	43.69 dm ³	10104.00 g
4058075056510	LINEAR LED 900 12 W 4000 K	Shipping carton box 25	1095 mm x 228 mm x 175 mm	43.69 dm ³	10750.00 g
4058075056534	LINEAR LED 900 15 W 3000 K POWER	Shipping carton box 25	1095 mm x 228 mm x 175 mm	43.69 dm ³	10104.00 g
4058075056558	LINEAR LED 900 15 W 4000 K POWER	Shipping carton box 25	1095 mm x 228 mm x 175 mm	43.69 dm ³	10104.00 g
4058075000322	LINEAR LED 1200 14 W 3000 K	Shipping carton box 25	1418 mm x 233 mm x 180 mm	59.47 dm ³	13942.00 g
4058075000346	LINEAR LED 1200 14 W 4000 K	Shipping carton box 25	1418 mm x 233 mm x 180 mm	59.47 dm ³	13942.00 g
4058075000407	LINEAR LED 1200 20 W 3000 K POWER	Shipping carton box 25	1418 mm x 233 mm x 180 mm	59.47 dm ³	13942.00 g
4058075000421	LINEAR LED 1200 20 W 4000 K POWER	Shipping carton box 25	1418 mm x 233 mm x 180 mm	59.47 dm ³	13942.00 g
4058075000445	LINEAR LED 1500 25 W 3000 K POWER	Shipping carton box 25	1718 mm x 233 mm x 180 mm	72.05 dm ³	19491.00 g
4058075000469	LINEAR LED 1500 25 W 4000 K POWER	Shipping carton box 25	1718 mm x 233 mm x 180 mm	72.05 dm ³	19491.00 g

The mentioned product code describes the smallest quantity unit which can be ordered. One shipping unit can contain one or more single products. When placing an order, for the quantity please enter single or multiples of a shipping unit.

REFERENCES / LINKS

For Guarantee see

▶ www.ledvance.com/guarantee

DISCLAIMER

Subject to change without notice. Errors and omission excepted. Always make sure to use the most recent release.