

# Professional LED lamps MV range

Recommended **dimmer** compatibility list for **Mains Voltage** Lamps



## KEY

x-y	Excellent dimming with X-Y lamps, however external factors can negatively influence the deep dimming performance
x-y	Dimming performance: These dimmers require more than 5 lamps as minimum load, or poor dimrange
	Unexpected performance behavior, not in line with good dimming perception
N.A.	Dimmer lamp combination not applicable
T.B.D.	Dimmer lamp combination not tested

This document is for information purposes and must be treated as recommendation. Philips attempted to provide best results, results are generated in lab conditions and might contain faults

				LED spot											
				Master LEDexpertcolor MV D 3.9-35W GU10 CRI97			Master LEDexpertcolor MV D 5.5-50W GU10 CRI97			Master LEDspot classic MV DimTone 4.5-35W GU10			Master LEDspot classic MV DimTone 5-50W GU10		
Brand	Type	Type	Load	Dimming Performance	Dimming Range	Glowing	Dimming Performance	Dimming Range	Glowing	Dimming Performance	Dimming Range	Glowing	Dimming Performance	Dimming Range	Glowing
Berker  INSTA	286710	[RC]	20 – 360 W - Turn	2-5 (max18)	88%-7%		2-5 (max9)	91%-5%		2-18	92%-7%		2-13	92%-6%	
Berker  INSTA	283010	[R]	60 – 400 W - Turn	2-5 (max20)	93%-6%		2-3	95%-5%		2-18	93%-5%		2-15	94%-4%	
Bticino	L4407	[ ]	60 – 250 W		N.A.	N.A.		N.A.	N.A.		N.A.	N.A.		N.A.	N.A.
Busch Jaeger  ABB	2200 U - 503	[R]	60 – 400 W - Turn	2-5 (max20)	83%-17%		2-5 (max14)	94%-17%		2-18	92%-6%		2-15	96%-5%	
Busch Jaeger  ABB	2247 U	[RL]	20 – 500 W - Turn	2-5 (max20)	95%-3%		2-5 (max14)	95%-3%		2-20	92%-3%		2-18	96%-3%	
Busch Jaeger  ABB	2250 U	[R]	60 – 600 W - Turn	2-5 (max25)	93%-3%		2-5 (max18)	96%-3%		2-20	91%-3%		2-20	97%-3%	
Busch Jaeger  ABB	6513 U - 102	[RC]	40 – 420 W - Turn	2-5 (max21)	92%-4%		2-5 (max15)	94%-6%		2-19	95%-6%		2-15	96%-6%	
Busch Jaeger  ABB	6523 U	[LED]	2 – 100 VA - LED - Turn	2-5 (max25)	92%-4%		2-5 (max18)	91%-3%		2-20	89%-3%		2-18	93%-3%	
Busch Jaeger  ABB	6526 U	[LED]	2 – 100 VA - LED - Push (2wire)	2-19	92%-3%		2-20	90%-3%		2-20	96%-4%		2-18	97%-6%	
ELKO   Schneider	SBD200LED (CCTEL10501)	[LED/RC]	4 – 200W (RC) 4 – 400W (RL)	2-5 (max10)	89%-11%		2-5 (max7)	90%-8%		2-18	91%-7%		2-15	97%-4%	
ELKO   Schneider	SBD315RC (315 GLE )	[RC]	315 W	2-5 (max16)	88%-3%		2-5 (max11)	91%-3%		2-14	92%-3%		T.B.D.	T.B.D.	T.B.D.
ELKO   Schneider	SBD420RCRL (CCTEL13011)	[RLC]	420 W	2-5 (max21)	94%-3%		2-5 (max15)	96%-3%		2-19	93%-3%		T.B.D.	T.B.D.	T.B.D.
Eltako	EVD6INPN-UC		400 W 3-wire Push Module	2-19	98%-3%		2-16	93%-3%		2-18	98%-3%		2-15	98%-4%	< 16
Feller   Schneider	40200 (SBD200LED CCTCH10601)	[LED/RC]	4 – 200 W (RC) 4 – 400 W (RL)	2-5 (max10)	89%-11%		2-5 (max7)	90%-8%		2-18	91%-7%		2-15	97%-4%	
Feller   Schneider	40300 (SBD315)	[RLC]	300 W	2-5 (max16)	88%-3%		2-5 (max11)	91%-3%		2-14	92%-3%		T.B.D.	T.B.D.	T.B.D.
Feller   Schneider	40420 (SBD420)	[RLC]	420 W	2-5 (max21)	94%-3%		2-5 (max15)	96%-3%		2-19	93%-3%		T.B.D.	T.B.D.	T.B.D.
GIRA	1176-00/01	[RLC]	50 – 420 W	2-19	91%-12%		2-17	92%-13%		2-19	96%-10%		2-15	95%-8%	
GIRA	2390 00/ 100	[LED]	7 – 100 W - Push (3wire)	2-5 (max25)	86%-24%		2-5 (max18)	91%-25%		2-15	96%-6%		2-16	91%-4%	
Hager	EVN 011	[RC]	300 VA	2-15	96%-10%		2-12	91%-9%		2-13	98%-3%	< 12	2-11	98%-5%	< 12
Hager	EVN 012	[RC]	300 W	2-15	96%-9%		2-12	92%-6%		2-13	98%-4%	< 12	2-11	97%-5%	< 12
Hager	EVN 004	[RL]	500 VA	2-19	96%-10%		2-20	91%-6%		2-20	98%-3%		2-18	97%-5%	
Jung	225 TDE	[RC]	20 – 525 W - Turn	2-5 (max26)	91%-3%		2-5 (max19)	93%-11%		2-20	92%-7%		2-16	93%-7%	
Jung	1271LEDDE	[LED]	3 – 100W - Push (3wire)	2-5 (max25)	89%-3%		2-5 (max18)	92%-3%		2-20	89%-11%		2-16	91%-3%	
Klik aan Klik uit	AWMD-250	[LED]	3 – 24W	3-6	72%-17%		2-5	76%-18%		2-5	88%-3%			N.A.	N.A.
Klik aan Klik uit	ACM 300		300W - 3-wire Push LED Dimmer	2-15	89%-3%		2-12	83%-3%		2-13	90%-3%		2-11	91%-4%	
Legrand	774161	[RL]	40 – 400 W - Turn	5	95%-3%			N.A.	N.A.		N.A.	N.A.		N.A.	N.A.
Legrand	78401	[RLC]	40 – 500W	2-19	91%-3%		2-16	88%-3%		2-18	78%-3%	< 3	2-15	95%-3%	< 3
Legrand	67081	[RL]	40 – 400 W - Turn	3-5 (max20)	93%-3%		2-5 (max14)	96%-3%			N.A.	N.A.		N.A.	N.A.
Legrand	67082	[RL]	40 – 600 W - Turn	5	95%-5%		3-5 (max14)	96%-3%			N.A.	N.A.		N.A.	N.A.
Legrand	67083	[RLC]	3 – 400W	3-4	86%-3%		2-3	80%-3%		2-3	90%-1%			N.A.	N.A.
Legrand	67084	[RLC]	8 – 300 VA - Push LED (3wire)	2-5 (max15)	93%-3%		2-5 (max10)	93%-3%		2-18	94%-4%			N.A.	N.A.
Legrand	67085 (078406)	[RLC]	8 – 300 VA - Push LED (3wire)	2-5 (max15)	97%-3%		2-5 (max10)	98%-3%			N.A.	N.A.	2-11	98%-3%	
Legrand	L4402N	[R]	60 – 500 W	3-19	86%-11%		2-20	81%-13%		10-20	88%-4%		5-18	88%-3%	
Merten   Schneider	SBD200LED (MEG5134-0000)	[LED/RC]	4 – 200 W (RC) 4 – 400 W (RL)	2-5 (max10)	89%-11%		2-5 (max7)	90%-8%		2-18	91%-7%		2-15	97%-4%	
Merten   Schneider	SBD315RC (MEG5136-0000)	[RC]	315 W	2-5 (max16)	88%-3%		2-5 (max11)	91%-3%		2-14	92%-3%		T.B.D.	T.B.D.	T.B.D.
Merten   Schneider	SBD420RCRL (MEG5138-0000)	[RLC]	20 – 420 VA	2-5 (max21)	94%-3%		2-5 (max15)	96%-3%		2-19	93%-3%		T.B.D.	T.B.D.	T.B.D.
MK - Electric	K1535	[R]	65 – 450 W - Turn	2-5 (max23)	71%-3%		2-5 (max16)	80%-4%		2-20	83%-4%		2-16	84%-5%	
MK - Electric	K1501 WHILV	[R]	60 – 500 W - Turn	2-5 (max25)	77%-3%		2-5 (max18)	87%-3%		2-20	88%-4%		2-16	89%-5%	
MK - Electric	K4501 WHILV	[RLC]	180 W	2-11	84%-3%		2-9	80%-3%		2-10	90%-2%		2-9	90%-4%	
MK - Electric	K4500 WHILV	[RLC]	400 W	2-16	86%-3%		2-13	80%-3%		2-14	89%-2%		2-15	89%-4%	
NIKO	310-0280X	[LED]	2 – 100 VA	2-5	96%-3%		2-4	91%-3%		2-4	97%-3%		2-4	99%-2%	
PEHA	431HAN	[RL]	6 – 120W [LED] 6 – 60W	2-6	80%-3%		2-5	80%-3%		2-5	90%-3%		2-4	88%-3%	
Philips	UID8670	[LED]	2 – 100 VA-LED - Push (3wire)	2-5 (max25)	92%-4%		2-5 (max18)	91%-3%		2-20	89%-3%		2-18	93%-3%	
RELCO	RP0977	[LED]	4 – 100W	2-5	96%-16%		2-4	93%-15%		T.B.D.	T.B.D.	T.B.D.	T.B.D.	T.B.D.	T.B.D.
RELCO	RMO545	[LED]	4 – 100W	2-5	88%-3%		2-4	82%-3%		T.B.D.	T.B.D.	T.B.D.	T.B.D.	T.B.D.	T.B.D.
Schneider	SBD315RC (SBD 315, SDD 315)	[RC]	315 W	2-5 (max16)	88%-3%		2-5 (max11)	91%-3%		2-14	92%-3%		T.B.D.	T.B.D.	T.B.D.
Schneider	SBD315RC (ATD315(CCTO11533)	[RC]	315 W	2-5 (max16)	88%-3%		2-5 (max11)	91%-3%		2-14	92%-3%		T.B.D.	T.B.D.	T.B.D.
Schneider	SBD200 (WDE 002299)	[ ]	4 – 400 VA - Turn Universal (2wire)	2-5 (max10)	89%-11%		2-5 (max7)	90%-8%		2-18	91%-7%		2-15	97%-4%	
Schneider	SBD315RC (SBD 315)	[RC]	315 W	2-5 (max16)	88%-3%		2-5 (max11)	91%-3%		2-14	92%-3%		2-11	92%-3%	
VADSBO	ED 350	[RC]	50 – 350 W	2-18	86%-10%		2-14	82%-11%		2-16	92%-6%		2-13	91%-8%	
VADSBO	DRS 315	[RC]	50 – 315 W	2-16	92%-5%		2-13	86%-3%		8-14	95%-4%	< 15	3-11	93%-6%	< 12
VADSBO	DU 250	[RC]	20 – 250 W	2-13	70%-3%		2-10	68%-3%		2-11	89%-3%	< 12	2-9	85%-3%	< 10
Varilight	HQ3W	[R]	60 – 400 W	2-5 (max20)	91%-3%		2-5 (max14)	92%-3%		3-18	91%-3%		2-15	96%-3%	
Varilight	ICT401 M	[RC]	20 – 400 W	2-19	75%-3%		2-16	83%-3%		2-18	95%-1%		2-15	93%-2%	
Vimar	20148	[RL]	500 W	2-5 (max25)	93%-3%	< 6	2-5 (max18)	94%-3%	< 5	2-20	93%-4%	< 4	2-16	95%-4%	< 17
Vimar	14153	[R]		2-19	99%-3%		2-20	95%-3%		2-20	98%-3%		2-18	99%-3%	
Vimar	20160	[RC]		2-15	90%-3%		2-12	87%-3%		2-13	94%-1%	< 14	2-18	96%-3%	< 17
Vimar	20162	[RL]	40 – 300 W	2-5 (max15)	91%-3%	< 6	2-5 (max10)	90%-3%	< 6	2-13	91%-3%	< 10	2-11	90%-4%	< 12
Dynalite	DDLE801		(100 W per channel)	2-5	79%-3%		2-5	90%-3%		T.B.D.	T.B.D.	T.B.D.	5-16	92%-3%	
Dynalite	DDMC-GRMSPLUS		(460 W per channel)	2-5 (max20)	87%-3%		2-5 (max16)	90%-3%		T.B.D.	T.B.D.	T.B.D.	2-16	92%-3%	

- Note :
- #1) Unexpected behaviour can occur outside the range of specified number of lamps. The mentioned numbers are tested. In some cases the dimmers can be loaded with more lamps than is specified in this document (most dimmers can be loaded with LED lamps to 20% of specified power; LED dimmers can be loaded to specified power)
  - #2) Occupancy sensors can act like dimmers, therefore Philips recommend to use dimmable lamps in combination with it.
  - #3) Glowing means: a switched off dimmer still having the possibility that a small light output is visible. This status can occur when a low quantity of lamps is connected.
  - #4) Yellow cells indication: Sometimes flickering is observed due to low dimmer loads, best visible at deep dimming
  - #4a) Yellow cells indication: Dimming performance: LED's have much lower load (wattage) than traditional lightsources. (e.g. flickering where "active loads" can reduce your problems)
  - #4b) Yellow cells indication: Dimming range, minimum dim level with the indicated dimmer will be somewhere between 10%-30%
  - #5) Various dimmer suppliers offer "active loads" (e.g. Busch Jaeger Kompensator 6596) to optimize dimming performance in case of lamp-dimmer system issues. Using double pole switches will prevent glowing issues.
  - #7) This list is based on measurements in a lab environment with nominal voltage, a different voltage will result in a different dimming range. Therefore we indicated 3% as minimum lightlevel as labcondition.
  - #8) Dimmermanufacturers may change the technical design of the dimmer without informing LED lamp suppliers. These changes can influence the performance of LED products. Philips cannot be held responsible for inaccuracies in the compatibility lists due to technical changes in dimmers

# Professional LED lamps MV range

Recommended **dimmer** compatibility list for **Mains Voltage** Lamps



## KEY

x-y	Excellent dimming with X-Y lamps, however external factors can negatively influence the deep dimming performance
x-y	Dimming performance: These dimmers require more than 5 lamps as minimum load, or poor dimrange
	Unexpected performance behavior, not in line with good dimming perception
N.A.	Dimmer lamp combination not applicable
T.B.D.	Dimmer lamp combination not tested

This document is for information purposes and must be treated as recommendation. Philips attempted to provide best results, results are generated in lab conditions and might contain faults

Brand	Type	Type	Load	LED spot											
				Classic LEDspot MV 4.4-50W GU10			Classic LEDspot MV 5.5-50W GU10			Master LEDspot VLE DimTone D 3.7-35W GU10 CRI90			Master LEDspot VLE DimTone D 4.9-50W GU10 CRI90		
				Dimming Performance	Dimming Range	Glowing	Dimming Performance	Dimming Range	Glowing	Dimming Performance	Dimming Range	Glowing	Dimming Performance	Dimming Range	Glowing
Berker  INSTA	286710	[RC]	20 - 360 W - Turn	2-20	91%-25%		2-15	85%-19%		2-8 (max 19)	94%-8%		2-8 (max 14)	92%-3%	
Berker  INSTA	283010	[R]	60 - 400 W - Turn	2-20	95%-24%		2-15	88%-19%		2-8 (max 21)	87%-3%		2-8 (max 16)	93%-3%	
Bticino	L4407	[]	60 - 250 W		N.A.	N.A.		N.A.	N.A.		N.A.	N.A.		N.A.	N.A.
Busch Jaeger  ABB	2200 U - 503	[R]	60 - 400 W - Turn	2-18	93%-19%		2-15	89%-17%		2-8 (max 21)	86%-4%		2-8 (max 16)	92%-3%	
Busch Jaeger  ABB	2247 U	[RL]	20 - 500 W - Turn	2-20	93%-10%		2-18	97%-6%		2-8 (max 21)	86%-3%		2-8 (max 16)	94%-3%	
Busch Jaeger  ABB	2250 U	[R]	60 - 600 W - Turn	2-20	96%-7%		2-20	98%-4%		2-8 (max 27)	89%-3%		2-8 (max 20)	94%-3%	
Busch Jaeger  ABB	6513 U - 102	[RC]	40 - 420 W - Turn	2-20	94%-23%		2-15	87%-20%		2-8 (max 22)	86%-4%		2-8 (max 17)	94%-3%	
Busch Jaeger  ABB	6523 U	[LED]	2 - 100 VA - LED - Turn	2-20	90%-2%		2-20	93%-17%		2-8 (max 27)	89%-3%		2-8 (max 20)	89%-3%	
Busch Jaeger  ABB	6526 U	[LED]	2 - 100 VA - LED - Push (2wire)	2-20	96%-24%		2-18	96%-18%		2-20	95%-6%		2-20	91%-5%	
ELKO  Schneider	SBD200LED (CCTEL10501)	[LED/RC]	4 - 200W (RC) 4 - 400W (RL)	2-20	92%-29%		2-15	85%-23%			N.A.	N.A.	2-8	92%-3%	
ELKO  Schneider	SBD315RC (315 GLE)	[RC]	315 W	2-14	91%-6%		2-11	91%-5%		3-8 (max 17)	95%-3%		2-8 (max 12)	92%-3%	
ELKO  Schneider	SBD420RCRL (CCTEL13011)	[RLC]	420 W	2-19	94%-14%		2-15	97%-13%			N.A.	N.A.	3-8 (max 17)	95%-3%	
Eltako	EVD6INPN-UC		400 W 3-wire Push Module	2-14	99%-15%	< 19	2-15	99%-14%	< 16	2-20	94%-10%		2-16	96%-3%	
Feller  Schneider	40200 (SBD200LED CCTCH10601)	[LED/RC]	4 - 200 W (RC) 4 - 400 W (RL)	2-20	92%-29%		2-15	85%-23%			N.A.	N.A.	2-8	92%-3%	
Feller  Schneider	40300 (SBD315)	[RLC]	300 W	2-14	91%-6%		2-11	91%-5%		3-8 (max 17)	95%-3%		2-8 (max 12)	92%-3%	
Feller  Schneider	40420 (SBD420)	[RLC]	420 W	2-19	94%-14%		2-15	97%-13%			N.A.	N.A.	3-8 (max 17)	95%-3%	
GIRA	1176-00/01	[RLC]	50 - 420 W	2-19	94%-36%		2-15	95%-32%		2-20	94%-11%		2-17	94%-9%	
GIRA	2390 00/ 100	[LED]	7 - 100 W - Push (3wire)	2-13	97%-13%		2-18	90%-14%		3-8 (max 27)	90%-3%		3-8 (max 20)	91%-3%	
Hager	EVN 011	[RC]	300 VA	2-14	97%-19%	< 6	2-11	97%-16%	< 12	2-16	98%-8%		2-12	94%-7%	
Hager	EVN 012	[RC]	300 W	2-14	98%-19%	< 5	2-11	97%-16%	< 12	2-16	98%-8%		2-12	94%-7%	
Hager	EVN 004	[RL]	500 VA	2-20	98%-19%		2-18	97%-16%		2-20	98%-8%		2-20	95%-7%	
Jung	225 TDE	[RC]	20 - 525 W - Turn	2-20	92%-26%		2-15	87%-22%		2-8 (max 28)	96%-8%		2-8 (max 21)	91%-3%	
Jung	1271LEDDE	[LED]	3 - 100W - Push (3wire)	2-20	93%-37%		2-20	88%-35%		2-8 (max 27)	91%-3%		2-8 (max 20)	91%-3%	
Klik aan Klik uit	AWMD-250	[LED]	3 - 24W	2-5	88%-3%		2-4	87%-37%		2-6	84%-11%		2-5	80%-11%	
Klik aan Klik uit	ACM 300		300W - 3-wire Push LED Dimmer	2-14	93%-3%			N.A.	N.A.	2-16	99%-3%		2-12	87%-3%	
Legrand	774161	[RL]	40 - 400 W - Turn		N.A.	N.A.		N.A.	N.A.		N.A.	N.A.	2-8 (max 16)	95%-3%	< 4
Legrand	78401	[RLC]	40 - 500W	2-18	96%-3%	< 3	2-15	92%-16%	< 3	2-20	93%-4%		2-16	91%-3%	
Legrand	67081	[RL]	40 - 400 W - Turn		N.A.	N.A.		N.A.	N.A.		N.A.	N.A.	3-8 (max 16)	95%-3%	
Legrand	67082	[RL]	40 - 600 W - Turn		N.A.	N.A.		N.A.	N.A.		N.A.	N.A.	3-8 (max 24)	94%-3%	
Legrand	67083	[RLC]	3 - 400W	2-3	89%-12%			N.A.	N.A.	2-20	89%-3%		2-16	85%-2%	
Legrand	67084	[RLC]	8 - 300 VA - Push LED (3wire)	2-18	98%-20%		2-15	88%-15%		2-8 (max 16)	96%-4%	< 3	2-8 (max 12)	93%-3%	< 4
Legrand	67085 (078406)	[RLC]	8 - 300 VA - Push LED (3wire)		N.A.	N.A.	2-11	99%-3%		2-8 (max 16)	99%-3%		2-8 (max 12)	95%-3%	
Legrand	L4402N	[R]	60 - 500 W	8-20	91%-30%		3-18	86%-28%		3-20	87%-10%		2-20	84%-8%	
Merten  Schneider	SBD200LED (MEG5134-0000)	[LED/RC]	4 - 200 W (RC) 4 - 400 W (RL)	2-20	92%-29%		2-15	85%-23%			N.A.	N.A.	2-8	92%-3%	
Merten  Schneider	SBD315RC (MEG5136-0000)	[RC]	315 W	2-14	91%-6%		2-11	91%-5%		3-8 (max 17)	95%-3%		2-8 (max 12)	92%-3%	
Merten  Schneider	SBD420RCRL (MEG5138-0000)	[RLC]	20 - 420 VA	2-19	94%-14%		2-15	97%-13%			N.A.	N.A.	3-8 (max 17)	95%-3%	
MK - Electric	K1535	[R]	65 - 450 W - Turn	3-20	85%-20%		2-15	77%-15%		2-8 (max 24)	52%-3%		2-8 (max 18)	70%-3%	
MK - Electric	K1501 WHILV	[R]	60 - 500 W - Turn	3-20	89%-19%		2-18	81%-17%		2-8 (max 27)	80%-3%		2-8 (max 20)	87%-3%	
MK - Electric	K4501 WHILV	[RLC]	180 W	3-10	89%-19%		2-8	90%-19%		2-12	86%-4%		2-9	86%-4%	
MK - Electric	K4500 WHILV	[RLC]	400 W	3-15	90%-20%		2-15	88%-19%		2-20	86%-5%		2-13	86%-4%	
NIKO	310-0280X	[LED]	2 - 100 VA	2-5	97%-8%		2-4	97%-7%		2-5	99%-3%		2-4	95%-3%	
PEHA	431HAN	[RL]	6 - 120W [LED] 6 - 60W	2-5	89%-10%		2-4	87%-10%		2-6	85%-3%		2-5	84%-3%	
Philips	UID8670	[LED]	2 - 100 VA-LED - Push (3wire)	2-20	90%-3%		2-20	93%-17%		2-8 (max 27)	89%-3%		2-8 (max 20)	89%-3%	
RELCO	RP0977	[LED]	4 - 100W	T.B.D.	T.B.D.	T.B.D.	T.B.D.	T.B.D.	T.B.D.	2-5	99%-13%		2-4	75%-11%	
RELCO	RMO545	[LED]	4 - 100W	T.B.D.	T.B.D.	T.B.D.	T.B.D.	T.B.D.	T.B.D.	2-5	90%-10%		2-4	87%-4%	
Schneider	SBD315RC (SBD 315, SDD 315)	[RC]	315 W	2-14	91%-6%		2-11	91%-5%		3-8 (max 17)	95%-3%		2-8 (max 12)	92%-3%	
Schneider	SBD315RC (ATD315/CCT011533)	[RC]	315 W	2-14	91%-6%		2-11	91%-5%		3-8 (max 17)	95%-3%		2-8 (max 12)	92%-3%	
Schneider	SBD200 (WDE 002299)	[]	4 - 400 VA - Turn Universal (2wire)	2-20	92%-29%		2-15	85%-23%			N.A.	N.A.	2-8	92%-3%	
Schneider	SBD315RC (SBD 315)	[RC]	315 W	2-14	91%-6%		2-11	91%-5%		3-8 (max 17)	95%-3%		2-8 (max 12)	92%-3%	
VADSBO	ED 350	[RC]	50 - 350 W	2-16	93%-34%		2-13	88%-29%		2-20	88%-10%		2-14	85%-8%	
VADSBO	DRS 315	[RC]	50 - 315 W	8-14	95%-24%	< 15	3-11	97%-21%	< 12	3-17	93%-6%		2-13	90%-5%	
VADSBO	DU 250	[RC]	20 - 250 W	2-11	89%-11%	< 12	2-9	89%-9%	< 10	2-14	84%-3%	< 15	2-10	77%-3%	< 11
Varilight	HQ3W	[R]	60 - 400 W	2-18	98%-14%		2-15	88%-8%		2-8 (max 21)	85%-3%		2-8 (max 16)	92%-3%	
Varilight	ICT401 M	[RC]	20 - 400 W	2-18	94%-10%		2-15	92%-7%		2-20	84%-3%		2-16	79%-3%	
Vimar	20148	[RL]	500 W	2-20	94%-17%		2-18	88%-16%	< 4	2-8 (max 27)	87%-3%	< 8	3-8 (max 20)	92%-3%	< 9
Vimar	14153	[R]		2-20	98%-3%		2-18	97%-9%		2-20	99%-3%		2-20	97%-3%	
Vimar	20160	[RC]		2-14	94%-13%	< 15	2-18	94%-12%	< 19	2-20	86%-5%		2-12	89%-3%	< 13
Vimar	20162	[RL]	40 - 300 W	3-13	93%-14%		2-11	84%-11%	< 4	2-8 (max 16)	94%-4%	< 8	2-8 (max 12)	92%-3%	< 9
Dynalite	DDLE801		(100 W per channel)	T.B.D.	T.B.D.	T.B.D.	2-18	88%-9%		2-8	90%-3%		2-8	89%-3%	
Dynalite	DDMC-GRMSPLUS		(460 W per channel)	T.B.D.	T.B.D.	T.B.D.	2-16	90%-3%		2-8 (max 24)	94%-3%		2-8 (max 18)	89%-3%	

- Note :
- #1) Unexpected behaviour can occur outside the range of specified number of lamps. The mentioned numbers are tested. In some cases the dimmers can be loaded with more lamps than is specified in this document (most dimmers can be loaded with LED lamps to 20% of specified power; LED dimmers can be loaded to specified power)
  - #2) Occupancy sensors can act like dimmers, therefore Philips recommend to use dimmable lamps in combination with it.
  - #3) Glowing means: a switched off dimmer still having the possibility that a small light output is visible. This status can occur when a low quantity of lamps is connected.
  - #4) Yellow cells indication: Sometimes flickering is observed due to low dimmer loads, best visible at deep dimming
  - #4a) Yellow cells indication: Dimming performance: LED's have much lower load (wattage) than traditional light sources. (e.g. flickering where "active loads" can reduce your problems)
  - #4b) Yellow cells indication: Dimming range, minimum dim level with the indicated dimmer will be somewhere between 10%-30%
  - #5) Various dimmer suppliers offer "active loads" (e.g. Busch Jaeger Kompensator 6596) to optimize dimming performance in case of lamp-dimmer system issues. Using double pole switches will prevent glowing issues.
  - #7) This list is based on measurements in a lab environment with nominal voltage, a different voltage will result in a different dimming range. Therefore we indicated 3% as minimum lightlevel as labcondition.
  - #8) Dimmermanufacturers may change the technical design of the dimmer without informing LED lamp suppliers. These changes can influence the performance of LED products.  
Philips cannot be held responsible for inaccuracies in the compatibility lists due to technical changes in dimmers

# Professional LED lamps MV range





## Recommended dimmer compatibility list for Mains Voltage Lamps



**KEY**

x-y	Excellent dimming with X-Y lamps, however external factors can negatively influence the deep dimming performance
x-y	Dimming performance: These dimmers require more than 5 lamps as minimum load, or poor dimrange
	Unexpected performance behavior, not in line with good dimming perception
N.A.	Dimmer lamp combination not applicable
T.B.D.	Dimmer lamp combination not tested

This document is for information purposes and must be treated as recommendation. Philips attempted to provide best results, results are generated in lab conditions and might contain faults

				LED spot											
				Master LEDspot VLE Dim D 3.7-35W GU10 CRI90			Master LEDspot VLE Dim D 4.9-50W GU10 CRI90			Master LEDspot MV Value 3.5-35W GU10			Master LEDspot MV Value 5-50W GU10		
															
Brand	Type	Type	Load	Dimming Performance	Dimming Range	Glowing	Dimming Performance	Dimming Range	Glowing	Dimming Performance	Dimming Range	Glowing	Dimming Performance	Dimming Range	Glowing
Berker  INSTA	286710	[RC]	20 – 360 W-Turn	2-5 (max 19)	96%-31%		2-5 (max 14)	93%-26%		2-21	92%-22%		2-10	90%-20%	
Berker  INSTA	283010	[R]	60 – 400 W-Turn	2-5 (max 21)	88%-16%		2-5 (max 16)	98%-23%		2-23	95%-14%		2-10	94%-8%	
Bticino	L4407	[]	60 – 250 W		N.A.	N.A.		N.A.	N.A.		N.A.	N.A.		N.A.	N.A.
Busch Jaeger  ABB	2200 U-503	[R]	60 – 400 W-Turn	3-5 (max 21)	88%-31%		2-5 (max 16)	92%-34%		2-23	95%-17%	< 2	2-10	94%-16%	< 2
Busch Jaeger  ABB	2247 U	[RL]	20 – 500 W-Turn	2-5 (max 21)	87%-6%		2-5 (max 16)	95%-9%		2-29	95%-3%		2-10	92%-3%	
Busch Jaeger  ABB	2250 U	[R]	60 – 600 W-Turn	2-5 (max 27)	91%-4%		2-5 (max 20)	98%-5%		2-34	95%-3%		2-10	92%-3%	
Busch Jaeger  ABB	6513 U-102	[RC]	40 – 420 W-Turn	2-5 (max 22)	98%-23%		2-5 (max 17)	96%-21%		2-24	96%-22%		2-10	96%-20%	
Busch Jaeger  ABB	6523 U	[LED]	2 – 100 VA-LED-Turn	2-5 (max 27)	90%-3%		2-5 (max 20)	93%-3%		2-20	90%-3%		2-10	92%-3%	
Busch Jaeger  ABB	6526 U	[LED]	2 – 100 VA-LED-Push (2wire)	2-20	92%-17%	< 5	2-20	95%-16%		2-20	87%-33%	< 3	2-20	89%-29%	
ELKO  Schneider	SBD200LED (CCTELI0501)	[LED/RC]	4 – 200W (RC) 4 – 400W (RL)		N.A.	N.A.	2-5	93%-28%		2-23	91%-23%		2-10	88%-20%	
ELKO  Schneider	SBD315RC (315 GLE)	[RC]	315 W	3-5 (max 17)	96%-9%		2-5 (max 12)	94%-7%		2-18	94%-5%		2-10	88%-3%	
ELKO  Schneider	SBD420RCRL (CCTELI3011)	[RLC]	420 W		N.A.	N.A.	2-5 (max 17)	97%-15%			N.A.	N.A.		N.A.	N.A.
Eltako	EVD6INPN-UC		400 W 3-wire Push Module	2-20	98%-11%		2-16	99%-10%		T.B.D.	T.B.D.	T.B.D.	T.B.D.	T.B.D.	T.B.D.
Feller Schneider	40200 (SBD200LED CCTCHI0601)	[LED/RC]	4 – 200 W (RC) 4 – 400 W (RL)		N.A.	N.A.	2-5	93%-28%		2-23	91%-23%		2-10	88%-20%	
Feller Schneider	40300 (SBD315)	[RLC]	300 W	3-5 (max 17)	96%-9%		2-5 (max 12)	94%-7%		2-18	94%-5%		2-10	88%-3%	
Feller Schneider	40420 (SBD420)	[RLC]	420 W		N.A.	N.A.	2-5 (max 17)	97%-15%			N.A.	N.A.		N.A.	N.A.
GIRA	1176-00/01	[RLC]	50 – 420 W	2-20	90%-29%	< 9	2-17	93%-27%		2-20	96%-31%		2-20	94%-27%	
GIRA	2390 00/ 100	[LED]	7 – 100 W-Push (3wire)	3-8 (max 27)	91%-15%	< 3	2-5 (max 20)	91%-14%		2-29	91%-10%	< 2	2-10	92%-8%	
Hager	EVN 011	[RC]	300 VA	2-16	96%-22%	< 10	2-12	98%-21%		2-17	96%-13%	< 3	2-14	98%-13%	< 2
Hager	EVN 012	[RC]	300 W	2-16	96%-22%	< 11	2-12	97%-21%		2-17	98%-13%	< 3	2-14	98%-13%	< 7
Hager	EVN 004	[RL]	500 VA	2-20	95%-22%	< 11	2-20	99%-21%		2-20	98%-16%	< 19	2-20	98%-13%	< 8
Jung	225 TDE	[RC]	20 – 525 W-Turn	2-5 (max 28)	94%-33%		2-5 (max 21)	93%-28%		2-30	94%-25%		2-10	92%-24%	
Jung	1271LEDDE	[LED]	3 – 100W-Push (3wire)	2-5 (max 27)	89%-13%		2-5 (max 20)	93%-13%		2-29	91%-38%	< 2	2-10	92%-36%	
Klik aan Klik uit	AWMD-250	[LED]	3 – 24W		82%-30%	< 7	2-5	84%-32%		2-7	84%-29%	< 3	2-6	81%-28%	< 7
Klik aan Klik uit	ACM 300		300W 3-wire Push LED Dimmer		89%-14%	< 7		90%-14%		T.B.D.	T.B.D.	T.B.D.	T.B.D.	T.B.D.	T.B.D.
Legrand	774161	[RL]	40 – 400 W-Turn		N.A.	N.A.		N.A.	N.A.		N.A.	N.A.	3-10	92%-8%	< 4
Legrand	78401	[RLC]	40 – 500W	2-20	91%-14%		2-16	93%-11%	< 3	2-20	93%-13%	< 5	2-19	93%-13%	
Legrand	67081	[RL]	40 – 400 W-Turn		N.A.	N.A.		N.A.	N.A.		N.A.	N.A.	3-10	96%-16%	
Legrand	67082	[RL]	40 – 600 W-Turn		N.A.	N.A.		N.A.	N.A.		N.A.	N.A.		N.A.	N.A.
Legrand	67083	[RLC]	3 – 400W		83%-11%			96%-10%				N.A.		89%-10%	
Legrand	67084	[RLC]	8-300 VA -Push LED (3wire)	2-5 (max 16)	96%-22%	< 5	2-5 (max 12)	95%-18%	< 3	2-23	90%-6%	< 4	2-10	88%-3%	< 5
Legrand	67085 (078406)	[RLC]	8-300 VA -Push LED (3wire)	2-5 (max 16)	97%-3%		2-5 (max 12)	98%-3%		2-17	97%-3%		2-10	96%-3%	
Legrand	L4402N	[R]	60 – 500 W	5-20	88%-28%		2-20	93%-28%		10-20	84%-24%		5-20	83%-25%	
Merten Schneider	SBD200LED (MEG5134-0000)	[LED/RC]	4 – 200 W (RC) 4 – 400 W (RL)		N.A.	N.A.	2-5	93%-28%		2-23	91%-23%		2-10	88%-20%	
Merten Schneider	SBD315RC (MEG5136-0000)	[RC]	315 W	3-5 (max 17)	96%-9%		2-5 (max 12)	94%-7%		2-18	94%-5%		2-10	88%-3%	
Merten Schneider	SBD420RCRL (MEG5138-0000)	[RLC]	20 – 420 VA		N.A.	N.A.	2-5 (max 17)	97%-15%			N.A.	N.A.		N.A.	N.A.
MK-Electric	K1535	[R]	65 – 450 W-Turn	2-8 (max 24)	71%-15%		2-8 (max 18)	85%-19%		2-26	83%-12%		2-10	80%-14%	
MK-Electric	K1501 WHILV	[R]	60 – 500 W-Turn	2-8 (max 27)	79%-17%		2-8 (max 20)	91%-18%		2-10	88%-14%		2-10	86%-14%	
MK-Electric	K4501 WHILV	[RLC]	180 W	2-12	85%-15%		2-9	86%-15%		3-13	87%-13%		2-10	85%-13%	
MK-Electric	K4500 WHILV	[RLC]	400 W	2-17	87%-15%		2-13	87%-15%			87%-13%		2-15	85%-13%	
NIKO	310-0280X	[LED]	2 – 100 VA	2-5	96%-6%		2-4	96%-5%		2-6	98%-24%		2-5	97%-23%	
PEHA	431HAN	[RL]	6 – 120W [LED] 6 – 60W	2-6	84%-6%		2-5	86%-7%		2-7	87%-31%		2-6	85%-29%	
Philips	UID8670	[LED]	2 – 100 VA-LED-Push (3wire)	2-5 (max 27)	90%-3%		2-5 (max 20)	93%-3%		2-20	90%-3%		2-10	92%-3%	
RELCO	RP0977	[LED]	4-100W	2-5	97%-32%		2-4	97%-29%		T.B.D.	T.B.D.	T.B.D.	T.B.D.	T.B.D.	T.B.D.
RELCO	RMO545	[LED]	4-100W	2-5	88%-15%		2-4	89%-14%		T.B.D.	T.B.D.	T.B.D.	T.B.D.	T.B.D.	T.B.D.
Schneider	SBD315RC (SBD 315, SDD 315)	[RC]	315 W	3-5 (max 17)	96%-9%		2-5 (max 12)	94%-7%		2-18	94%-5%		2-10	88%-3%	
Schneider	SBD315RC (ATD315/CCTO11533)	[RC]	315 W	3-5 (max 17)	96%-9%		2-5 (max 12)	94%-7%		2-18	94%-5%		2-10	88%-3%	
Schneider	SBD200 (WDE 002299)	[]	4 – 400 VA-Turn Universal (2wire)		N.A.	N.A.	2-5	93%-28%		2-23	91%-23%		2-10	88%-20%	
Schneider	SBD315RC (SBD 315)	[RC]	315 W	3-5 (max 17)	96%-9%		2-5 (max 12)	94%-7%		2-18	94%-5%		2-10	88%-3%	
VADSBO	ED 350	[RC]	50 – 350 W	2-19	89%-29%		2-14	87%-25%		2-20	91%-29%		2-15	88%-27%	
VADSBO	DRS 315	[RC]	50 – 315 W	3-17	92%-18%	< 18	2-13	93%-17%	< 14	10-18	93%-20%		2-15	93%-17%	< 11
VADSBO	DU 250	[RC]	20 – 250 W	3-14	83%-9%	< 15	2-10	83%-7%	< 11	2-14	89%-20%		2-12	83%-8%	< 11
Varilight	HQ3W	[R]	60-400 W	2-5 (max 21)	84%-8%		2-5 (max 16)	97%-11%		2-23	92%-8%		2-10	92%-6%	
Varilight	ICT401 M	[RC]	20-400 W	2-20	83%-3%	< 7	2-16	84%-3%		T.B.D.	T.B.D.	T.B.D.	T.B.D.	T.B.D.	T.B.D.
Vimar	20148	[RL]	500 W	3-8 (max 27)	85%-17%	< 6	3-5 (max 20)	95%-17%	< 6	2-29	95%-16%	< 30	3-10	92%-8%	< 11
Vimar	14153	[R]			97%-4%			99%-3%			98%-3%		2-20	98%-3%	
Vimar	20160	[RC]		3-16	91%-11%	< 17	2-12	96%-9%	< 13	2-17	91%-9%		2-14	92%-8%	< 11
Vimar	20162	[RL]	40 – 300 W	3-8 (max 16)	92%-25%	< 6	2-5 (max 12)	94%-18%	< 6	2-17	91%-13%	< 18	2-10	88%-8%	< 11
Dynalite	DDLE801		(100 W per channel)	2-8	88%-8%		2-8	93%-9%		2-20	91%-9%		2-20	88%-8%	
Dynalite	DDMC-GRMSPLUS		(460 W per channel)	2-8 (max 24)	92%-3%		2-8 (max 18)	95%-5%		2-20	93%-4%		2-20	97%-4%	

Note :

- #1) Unexpected behaviour can occur outside the range of specified number of lamps. The mentioned numbers are tested. In some cases the dimmers can be loaded with more lamps than is specified in this document (most dimmers can be loaded with LED lamps to 20% of specified power; LED dimmers can be loaded to specified power)
- #2) Occupancy sensors can act like dimmers, therefore Philips recommend to use dimmable lamps in combination with it.
- #3) Glowing means: a switched off dimmer still having the possibility that a small light output is visible. This status can occur when a low quantity of lamps is connected.
- #4) Yellow cells indication: Sometimes flickering is observed due to low dimmer loads, best visible at deep dimming
- #4a) Yellow cells indication: Dimming performance: LED's have much lower load (wattage) than traditional lightsources. (e.g. flickering where "active loads" can reduce your problems)
- #4b) Yellow cells indication: Dimming range, minimum dim level with the indicated dimmer will be somewhere between 10%-30%
- #5) Various dimmer suppliers offer "active loads" (e.g. Busch Jaeger Kompensator 6596) to optimize dimming performance in case of lamp-dimmer system issues. Using double pole switches will prevent glowing issues.
- #7) This list is based on measurements in a lab environment with nominal voltage, a different voltage will result in a different dimming range. Therefore we indicated 3% as minimum lightlevel as labcondition.
- #8) Dimmermanufacturers may change the technical design of the dimmer without informing LED lamp suppliers. These changes can influence the performance of LED products.  
Philips cannot be held responsible for inaccuracies in the compatibility lists due to technical changes in dimmers





# Professional LED lamps MV range

Recommended **dimmer** compatibility list for **Mains Voltage** Lamps



## KEY

x-y	Excellent dimming with X-Y lamps, however external factors can negatively influence the deep dimming performance
x-y	Dimming performance: These dimmers require more than 5 lamps as minimum load, or poor dimrange
	Unexpected performance behavior, not in line with good dimming perception
N.A.	Dimmer lamp combination not applicable
T.B.D.	Dimmer lamp combination not tested

This document is for information purposes and must be treated as recommendation. Philips attempted to provide best results, results are generated in lab conditions and might contain faults

				LED spot											
				Master LEDspot MV 4-35W GU10 CRI90			Master LEDspot MV 5.4-50W GU10 CRI90			Corepro LEDspot MV 4-35W GU10 Dim			Corepro LEDspot MV 5-50W GU10 Dim		
										NEW			NEW		
Brand	Type	Type	Load	Dimming Performance	Dimming Range	Glowing	Dimming Performance	Dimming Range	Glowing	Dimming Performance	Dimming Range	Glowing	Dimming Performance	Dimming Range	Glowing
Berker  INSTA	286710	[RC]	20 – 360 W-Turn	2-18	91%-3%		2-13	93%-3%		2-8	94%- 8%		2-8	92%- 3%	
Berker  INSTA	283010	[R]	60 – 400 W-Turn	2-20	93%-3%		2-15	96%-3%		2-8	87%- 3%		2-8	93%- 3%	
Bticino	L4407	[]	60 – 250 W		N.A.	N.A.		N.A.	N.A.		N.A.	N.A.		N.A.	N.A.
Busch Jaeger  ABB	2200 U-503	[R]	60 – 400 W-Turn	2-20	92%-3%		2-15	97%-3%		2-8	86%- 4%		2-8	92%- 3%	
Busch Jaeger  ABB	2247 U	[RL]	20 – 500 W-Turn	2-25	93%-3%		2-19	97%-3%		2-8	86%- 3%		2-8	94%- 3%	
Busch Jaeger  ABB	2250 U	[R]	60 – 600 W-Turn	2-30	95%-3%		2-22	98%-3%		2-8	89%- 3%		2-8	94%- 3%	
Busch Jaeger  ABB	6513 U-102	[RC]	40 – 420 W-Turn	2-21	94%-3%			N.A.		2-8	96%- 4%		2-8	94%- 3%	
Busch Jaeger  ABB	6523 U	[LED]	2 – 100 VA-LED-Turn	2-20	90%-3%		2-19	92%-3%		2-8	89%- 3%		2-8	89%- 3%	
Busch Jaeger  ABB	6526 U	[LED]	2 – 100 VA-LED-Push (2wire)	2-20	89%-3%		2-19	88%-9%		2-20	93%- 3%		2-20	94%- 3%	
ELKO  Schneider	SBD200LED (CCTEL10501)	[LED/RC]	4 – 200W (RC) 4 – 400W (RL)	2-20	90%-3%		2-15	93%-3%			N.A.	N.A.	2-8	92%- 3%	
ELKO  Schneider	SBD315RC (315 GLE )	[RC]	315 W	2-16	90%-3%		2-12	89%-3%		3- 8	95%- 3%		2-8	92%- 3%	
ELKO  Schneider	SBD420RCRL (CCTEL13011)	[RLC]	420 W		N.A.	N.A.		N.A.	N.A.		N.A.	N.A.	3-8	95%- 3%	
Eltako	EVD6INPN-UC		400 W 3-wire Push Module	T.B.D.	T.B.D.	T.B.D.	T.B.D.	T.B.D.	T.B.D.	2-20	99%- 3%		2-16	99%- 3%	
Feller  Schneider	40200 (SBD200LED CCTCH10601)	[LED/RC]	4 – 200 W (RC) 4 – 400 W (RL)	2-20	90%-3%		2-15	93%-3%			N.A.	N.A.	2-8	92%- 3%	
Feller  Schneider	40300 (SBD315)	[RLC]	300 W	2-16	90%-3%		2-12	89%-3%		3- 8	95%- 3%		2-8	92%- 3%	
Feller  Schneider	40420 (SBD420)	[RLC]	420 W		N.A.	N.A.		N.A.	N.A.		N.A.	N.A.	3-8	95%- 3%	
GIRA	1176-00/01	[RLC]	50 – 420 W	2-20	93%-3%		2-16	91%-3%		2-20	93%- 3%		2-16	94%- 3%	
GIRA	2390 00/ 100	[LED]	7 – 100 W-Push (3wire)	2-25	90%-3%		2-19	94%-3%		2-8	91%- 3%		T.B.D.	T.B.D.	T.B.D.
Hager	EVN 011	[RC]	300 VA	2-15	93%-3%		2-11	97%-3%		2-17	98%- 5%		2-12	99%- 3%	
Hager	EVN 012	[RC]	300 W	2-15	93%-3%		2-11	97%-3%		2-17	98%- 5%		2-12	99%- 3%	
Hager	EVN 004	[RL]	500 VA	2-20	93%-3%		2-19	97%-3%		2-17	98%- 5%		2-20	97%- 3%	
Jung	225 TDE	[RC]	20 – 525 W-Turn	2-26	92%-3%		2-19	95%-3%		2-8	96%- 8%		2-8	91%- 3%	
Jung	1271LEDDE	[LED]	3 – 100W-Push (3wire)	2-25	90%-3%		2-19	95%-18%		2-8	91%- 3%		2-8	91%- 3%	
Klik aan Klik uit	AWMD-250	[LED]	3 – 24W	2-6	86%-3%		2-4	85%-3%		2-7	83%- 7%	<3	2-5	78%- 3%	
Klik aan Klik uit	ACM 300		300W 3-wire Push LED Dimmer	T.B.D.	T.B.D.	T.B.D.	T.B.D.	T.B.D.	T.B.D.	2-17	80%- 3%		2-12	89%- 3%	
Legrand	774161	[RL]	40 – 400 W-Turn		N.A.	N.A.		N.A.	N.A.		N.A.	N.A.	2-8	94%- 3%	
Legrand	78401	[RLC]	40 – 500W	2-20	89%-3%		2-15	91%-3%		2-20	95%- 3%		2-16	94%- 3%	
Legrand	67081	[RL]	40 – 400 W-Turn		N.A.	N.A.		N.A.	N.A.		N.A.	N.A.	3-8	95%- 3%	
Legrand	67082	[RL]	40 – 600 W-Turn		N.A.	N.A.		N.A.	N.A.		N.A.	N.A.	3-8	94%- 3%	
Legrand	67083	[RLC]	3 – 400W		89%-3%			89%-3%		2-20	84%- 3%		2-16	81%- 3%	
Legrand	67084	[RLC]	8-300 VA -Push LED (3wire)		N.A.	N.A.		N.A.	N.A.	2-8	96%- 4%	<3	2-8	93%- 3%	
Legrand	67085 (078406)	[RLC]	8-300 VA -Push LED (3wire)	2-15	98%-3%			N.A.		2-8	99%- 3%		2-8	95%- 3%	
Legrand	L4402N	[R]	60 – 500 W	4-20	82%-3%			85%-3%			N.A.	N.A.	3-20	78%- 3%	
Merten  Schneider	SBD200LED (MEG5134-0000)	[LED/RC]	4 – 200 W (RC) 4 – 400 W (RL)	2-20	90%-3%		2-15	93%-3%			N.A.	N.A.	2- 8	92%- 3%	
Merten  Schneider	SBD315RC (MEG5136-0000)	[RC]	315 W	2-16	90%-3%		2-12	89%-3%		3- 8	95%- 3%		2- 8	92%- 3%	
Merten  Schneider	SBD420RCRL (MEG5138-0000)	[RLC]	20 – 420 VA		N.A.	N.A.		N.A.	N.A.		N.A.	N.A.	3- 8	95%- 3%	
MK-Electric	K1535	[R]	65 – 450 W-Turn	2-23	80%-3%		2-17	83%-3%			N.A.	N.A.	2-8	70%- 3%	
MK-Electric	K1501 WHILV	[R]	60 – 500 W-Turn	2-25	86%-3%		2-19	90%-3%		2-8	80%- 3%		2-8	87%- 3%	
MK-Electric	K4501 WHILV	[RLC]	180 W	2-11	86%-3%		2-18	85%-3%		2-13	78%- 3%		2-9	86%- 3%	
MK-Electric	K4500 WHILV	[RLC]	400 W	2-16	86%-3%		2-12	85%-3%		2-20	77%- 3%		2-16	83%- 3%	
NIKO	310-0280X	[LED]	2 – 100 VA	2-5	89%-3%		2-5	97%-3%		2-6	98%- 3%		2-4	97%- 3%	
PEHA	431HAN	[RL]	6 – 120W [LED] 6 – 60W	2-10	82%-3%		2-4	88%-6%		2-3	76%- 3%		2-5	81%- 3%	
Philips	UID8670	[LED]	2 – 100 VA-LED-Push (3wire)	2-20	90%-3%		2-19	92%-3%		2-8	89%- 3%		2-8	89%- 3%	
RELCO	RP0977	[LED]	4-100W	T.B.D.	T.B.D.	T.B.D.	T.B.D.	T.B.D.	T.B.D.	2-6	97%- 9%		2-4	97%- 6%	
RELCO	RMO545	[LED]	4-100W	T.B.D.	T.B.D.	T.B.D.	T.B.D.	T.B.D.	T.B.D.	2-6	94%- 3%		2-4	92%- 3%	
Schneider	SBD315RC (SBD 315, SDD 315)	[RC]	315 W	2-16	90%-3%		2-12	89%-3%		3- 8	95%- 3%		2- 8	92%- 3%	
Schneider	SBD315RC (ATD315/CCT011533)	[RC]	315 W	2-16	90%-3%		2-12	89%-3%		3- 8	95%- 3%		2- 8	92%- 3%	
Schneider	SBD200 (WDE 002299)	[]	4 – 400 VA-Turn Universal (2wire)	2-20	90%-3%		2-15	93%-3%			N.A.	N.A.	2- 8	92%- 3%	
Schneider	SBD315RC (SBD 315)	[RC]	315 W	2-16	90%-3%		2-12	89%-3%		3- 8	95%- 3%		2- 8	92%- 3%	
VADSBO	ED 350	[RC]	50 – 350 W	2-18	86%-3%		2-13	88%-3%		2-20	90%- 7%		2- 14	88%- 4%	
VADSBO	DRS 315	[RC]	50 – 315 W	6-16	93%-3%		2-12	94%-3%			N.A.	N.A.	2- 13	93%- 3%	
VADSBO	DU 250	[RC]	20 – 250 W	2-13	86%-3%		2-9	85%-3%		2-14	91%- 3%		2-10	80%- 3%	<11
Varilight	HQ3W	[R]	60-400 W	2-20	92%-3%		2-15	97%-3%		2-8	85%- 3%		2-8	93%- 3%	
Varilight	ICT401 M	[RC]	20-400 W	T.B.D.	T.B.D.	T.B.D.	T.B.D.	T.B.D.	T.B.D.	2-20	84%- 3%		2-16	86%- 3%	
Vimar	20148	[RL]	500 W	3-25	93%-3%		2-19	94%-3%		2-8	87%- 3%	<9	3-8	92%- 3%	<9
Vimar	14153	[R]		2-20	93%-3%		2-19	97%-3%		2-8	97%- 3%		2-20	94%- 3%	
Vimar	20160	[RC]		2-15	89%-3%		2-11	94%-3%		2-20	83%- 3%	<9	3-20	94%- 3%	<14
Vimar	20162	[RL]	40 – 300 W	2-15	90%-3%		2-11	92%-3%		2-8	94%- 4%	<9	2-8	91%- 3%	<9
Dynalite	DDLE801		(100 W per channel)	2-20	93%-3%		2-19	88%-3%		2-8	90%- 3%		2-8	89%- 3%	
Dynalite	DDMC-GRMSPLUS		(460 W per channel)	2-20	93%-3%		2-17	91%-3%		2-8	94%- 3%		2-8	89%- 3%	

- Note :
- #1) Unexpected behaviour can occur outside the range of specified number of lamps. The mentioned numbers are tested. In some cases the dimmers can be loaded with more lamps than is specified in this document (most dimmers can be loaded with LED lamps to 20% of specified power; LED dimmers can be loaded to specified power)
  - #2) Occupancy sensors can act like dimmers, therefore Philips recommend to use dimmable lamps in combination with it.
  - #3) Glowing means: a switched off dimmer still having the possibility that a small light output is visible. This status can occur when a low quantity of lamps is connected.
  - #4) Yellow cells indication: Sometimes flickering is observed due to low dimmer loads, best visible at deep dimming
  - #4a) Yellow cells indication: Dimming performance: LED's have much lower load (wattage) than traditional lightsources. (e.g. flickering where "active loads" can reduce your problems)
  - #4b) Yellow cells indication: Dimming range, minimum dim level with the indicated dimmer will be somewhere between 10%-30%
  - #5) Various dimmer suppliers offer "active loads" (e.g. Busch Jaeger Kompensator 6596) to optimize dimming performance in case of lamp-dimmer system issues. Using double pole switches will prevent glowing issues.
  - #7) This list is based on measurements in a lab environment with nominal voltage, a different voltage will result in a different dimming range. Therefore we indicated 3% as minimum lightlevel as labcondition.
  - #8) Dimmermanufacturers may change the technical design of the dimmer without informing LED lamp suppliers. These changes can influence the performance of LED products. Philips cannot be held responsible for inaccuracies in the compatibility lists due to technical changes in dimmers

# Professional LED lamps MV range

## Recommended dimmer compatibility list for Mains Voltage Lamps



**KEY**

x-y	Excellent dimming with X-Y lamps, however external factors can negatively influence the deep dimming performance
x-y	Dimming performance: These dimmers require more than 5 lamps as minimum load, or poor dimrange
	Unexpected performance behavior, not in line with good dimming perception
N.A.	Dimmer lamp combination not applicable
T.B.D.	Dimmer lamp combination not tested

*This document is for information purposes and must be treated as recommendation. Philips attempted to provide best results, results are generated in lab conditions and might contain faults*

Brand	Type	Type	Load	LED spot											
				Master LEDspot MV 5.5W-50W PAR20			Master LEDspot Classic D 6 - 50W PAR20			Master LEDspot MV 8.5W-75W PAR30S			Master LEDspot MV 9.5W-90W PAR30S		
				Dimming Performance	Dimming Range	Glowing	Dimming Performance	Dimming Range	Glowing	Dimming Performance	Dimming Range	Glowing	Dimming Performance	Dimming Range	Glowing
Berker  INSTA	286710	[RC]	20 - 360 W - Turn	3-13	86%-3%		1 - 10	91%-12%		1-8	92%-9%		1-5	91%-11%	
Berker  INSTA	283010	[R]	60 - 400 W - Turn	3-15	88%-3%		1 - 5	93%-6%		1-9	95%-10%		1-5	93%-9%	
Bticino	L4407	[]	60 - 250 W	T.B.D.	T.B.D.	T.B.D.	T.B.D.	N.A.	N.A.	T.B.D.	N.A.	N.A.	T.B.D.	N.A.	N.A.
Busch Jaeger  ABB	2200 U - 503	[R]	60 - 400 W - Turn	3-15	90%-10%		1 - 10	93%-6%		2-5	95%-18%		1-5	93%-14%	
Busch Jaeger  ABB	2247 U	[RL]	20 - 500 W - Turn	3-18	89%-3%		1 - 14	92%-3%		1-12	94%-3%		1-5	93%-3%	
Busch Jaeger  ABB	2250 U	[R]	60 - 600 W - Turn	3-22	90%-3%		1 - 8	95%-3%		1-10	98%-3%		1-5	94%-3%	
Busch Jaeger  ABB	6513 U - 102	[RC]	40 - 420 W - Turn	3-15	92%-3%		1 - 15	92%-12%		1-10	94%-8%		1-5	93%-10%	
Busch Jaeger  ABB	6523 U	[LED]	2 - 100 VA - LED - Turn	3-18	85%-3%		1 - 14	93%-3%		1-20	95%-3%		1-5	93%-3%	
Busch Jaeger  ABB	6526 U	[LED]	2 - 100 VA - LED - Push (2wire)	T.B.D.	T.B.D.	T.B.D.	1 - 17	94%-10%		2-12	95%-9%		1-5	96%-9%	
ELKO  Schneider	SBD200LED (CCTEL10501)	[LED/RC]	4 - 200W (RC) 4 - 400W (RL)	3-15	88%-3%		1 - 10	92%-14%		1-9	93%-12%		1-5	92%-13%	
ELKO  Schneider	SBD315RC (315 GLE)	[RC]	315 W	3-11	90%-3%		1 - 9	92%-4%		1-7	92%-3%		1-5	93%-3%	
ELKO  Schneider	SBD420RCRL (CCTEL13011)	[RLC]	420 W	3-15	90%-3%		1 - 12	94%-7%		1-10	94%-4%		1-5	99%-5%	
Eltako	EVD6INPN-UC		400 W 3-wire Push Module	T.B.D.	T.B.D.	T.B.D.	1 - 13	98%-7%		2-9	98%-4%		T.B.D.	T.B.D.	T.B.D.
Feller  Schneider	40200 (SBD200LED CCTCH10601)	[LED/RC]	4 - 200 W (RC) 4 - 400 W (RL)	3-15	88%-3%		1 - 10	92%-14%		1-9	93%-12%		1-5	92%-13%	
Feller  Schneider	40300 (SBD315)	[RLC]	300 W	3-11	90%-3%		1 - 9	92%-4%		1-7	92%-3%		1-5	93%-3%	
Feller  Schneider	40420 (SBD420)	[RLC]	420 W	3-15	90%-3%		1 - 12	94%-7%		1-10	94%-4%		1-5	99%-5%	
GIRA	1176-00/01	[RLC]	50 - 420 W	T.B.D.	T.B.D.	T.B.D.	1 - 14	96%-17%		2-10	95%-15%		1-5	92%-15%	
GIRA	2390 00/ 100	[LED]	7 - 100 W - Push (3wire)	3-18	90%-21%		1 - 10	93%-3%		1-12	95%-3%		1-5	90%-24%	
Hager	EVN 011	[RC]	300 VA	T.B.D.	T.B.D.	T.B.D.	1 - 10	98%-8%		2-7	97%-6%		1-5	92%-6%	
Hager	EVN 012	[RC]	300 W	T.B.D.	T.B.D.	T.B.D.	1 - 10	98%-13%		2-7	96%-6%		1-5	92%-10%	
Hager	EVN 004	[RL]	500 VA	T.B.D.	T.B.D.	T.B.D.	1 - 17	98%-14%		2-12	97%-6%		1-5	93%-12%	
Jung	225 TDE	[RC]	20 - 525 W - Turn	3-19	85%-3%		1 - 15	98%-13%		2-12	93%-11%		1-5	92%-11%	
Jung	1271LEDDE	[LED]	3 - 100W - Push (3wire)	3-18	90%-21%		1 - 10	92%-3%		1-12	95%-3%		1-5	93%-3%	
Klik aan Klik uit	AWMD-250	[LED]	3 - 24W	T.B.D.	T.B.D.	T.B.D.	1 - 4	93%-19%		2-3	90%-19%		1-3	87%-18%	
Klik aan Klik uit	ACM 300		300W - 3-wire Push LED Dimmer	T.B.D.	T.B.D.	T.B.D.	1 - 10	58%-3%		2-7	75%-3%		1-5	84%-3%	
Legrand	774161	[RL]	40 - 400 W - Turn	T.B.D.	N.A.	N.A.	2 - 11	93%-6%		1-9	97%-7%		T.B.D.	N.A.	N.A.
Legrand	78401	[RLC]	40 - 500W	T.B.D.	T.B.D.	T.B.D.	1 - 13	94%-7%		2-9	93%-5%		1-5	91%-7%	
Legrand	67081	[RL]	40 - 400 W - Turn	T.B.D.	N.A.	N.A.	2 - 9	94%-5%		1-7	98%-7%		1-5	98%-7%	
Legrand	67082	[RL]	40 - 600 W - Turn	T.B.D.	N.A.	N.A.	2 - 15	94%-5%		1-2	97%-7%		1-5	99%-6%	
Legrand	67083	[RLC]	3 - 400W	T.B.D.	T.B.D.	T.B.D.	1 - 3	94%-3%		2-9	92%-3%		1-5	88%-3%	
Legrand	67084	[RLC]	8 - 300 VA - Push LED (3wire)	3-15	90%-3%		1 - 11	93%-8%		1-9	94%-5%		1-5	96%-6%	
Legrand	67085 (078406)	[RLC]	8 - 300 VA - Push LED (3wire)	3-11	95%-3%		1 - 9	97%-3%		1-7	98%-2%		1-5	96%-3%	
Legrand	L4402N	[R]	60 - 500 W	T.B.D.	T.B.D.	T.B.D.	T.B.D.	N.A.	N.A.	T.B.D.	N.A.	N.A.	T.B.D.	N.A.	N.A.
Merten  Schneider	SBD200LED (MEG5134-0000)	[LED/RC]	4 - 200 W (RC) 4 - 400 W (RL)	3-15	88%-3%		1 - 10	92%-14%		1-9	93%-12%		1-5	92%-13%	
Merten  Schneider	SBD315RC (MEG5136-0000)	[RC]	315 W	3-11	90%-3%		1 - 9	92%-4%		1-7	92%-3%		1-5	93%-3%	
Merten  Schneider	SBD420RCRL (MEG5138-0000)	[RLC]	20 - 420 VA	3-15	90%-3%		1 - 12	94%-7%		1-10	94%-4%		1-5	99%-5%	
MK - Electric	K1535	[R]	65 - 450 W - Turn	3-16	83%-3%		1 - 13	77%-7%		1-11	80%-8%		1-5	85%-7%	
MK - Electric	K1501 WHILV	[R]	60 - 500 W - Turn	3-18	83%-3%		1 - 15	96%-30%		1-12	92%-7%		1-5	98%-29%	
MK - Electric	K4501 WHILV	[RLC]	180 W	T.B.D.	T.B.D.	T.B.D.	1 - 7	92%-5%		2-5	99%-28%		1-5	99%-25%	
MK - Electric	K4500 WHILV	[RLC]	400 W	T.B.D.	T.B.D.	T.B.D.	1 - 11	99%-29%		2-9	99%-28%		1-5	99%-25%	
NIKO	310-0280X	[LED]	2 - 100 VA	T.B.D.	T.B.D.	T.B.D.	1 - 3	96%-4%		T.B.D.	T.B.D.	T.B.D.	1-2	93%-3%	
PEHA	431HAN	[RL]	6 - 120W [LED] 6 - 60W	T.B.D.	T.B.D.	T.B.D.	1 - 4	95%-3%		2-3	92%-3%		1-3	90%-3%	
Philips	UID8670	[LED]	2 - 100 VA-LED - Push (3wire)	3-18	85%-3%		1 - 14	93%-3%		1-20	95%-3%		1-5	93%-3%	
RELCO	RP0977	[LED]	4 - 100W	T.B.D.	T.B.D.	T.B.D.	1 - 3	99%-15%		T.B.D.	T.B.D.	T.B.D.	T.B.D.	T.B.D.	T.B.D.
RELCO	RMO545	[LED]	4 - 100W	T.B.D.	T.B.D.	T.B.D.	1 - 3	92%-8%		T.B.D.	T.B.D.	T.B.D.	T.B.D.	T.B.D.	T.B.D.
Schneider	SBD315RC (SBD 315, SDD 315)	[RC]	315 W	3-11	90%-3%		1 - 9	92%-4%		1-7	92%-3%		1-5	93%-3%	
Schneider	SBD315RC (ATD315)(CCTO11533)	[RC]	315 W	3-11	90%-3%		1 - 9	92%-4%		1-7	92%-3%		1-5	93%-3%	
Schneider	SBD200 (WDE 002299)	[]	4 - 400 VA - Turn Universal (2wire)	3-15	88%-3%		1 - 10	92%-14%		1-9	93%-12%		1-5	92%-13%	
Schneider	SBD315RC (SBD 315)	[RC]	315 W	3-11	90%-3%		1 - 9	92%-4%		1-7	92%-3%		1-5	93%-3%	
VADSBO	ED 350	[RC]	50 - 350 W	T.B.D.	T.B.D.	T.B.D.	1 - 12	93%-14%		2-8	90%-13%		1-5	86%-12%	
VADSBO	DRS 315	[RC]	50 - 315 W	T.B.D.	T.B.D.	T.B.D.	1 - 11	95%-10%		2-7	94%-9%		1-5	89%-8%	
VADSBO	HU 250	[RC]	20 - 250 W	T.B.D.	T.B.D.	T.B.D.	1 - 14	96%-17%		2-6	82%-3%		1-5	78%-3%	
Varilight	HQ3W	[R]	60 - 400 W	3-15	88%-3%		1 - 8	91%-5%		2-9	97%-6%		1-5	93%-3%	
Varilight	ICT401 M	[RC]	20 - 400 W	T.B.D.	T.B.D.	T.B.D.	1 - 13	94%-5%		2-9	93%-10%		1-5	92%-3%	
Vimar	20148	[RL]	500 W	3-18	89%-3%		1 - 14	92%-4%		1-12	95%-3%		1-5	97%-5%	
Vimar	14153	[R]		T.B.D.	T.B.D.	T.B.D.	1 - 15	99%-3%		2-12	99%-3%		2-5	97%-5%	
Vimar	20160	[RC]		3-15	88%-3%		1 - 10	95%-3%		2-12	93%-3%		1-5	90%-3%	
Vimar	20162	[RL]	40 - 300 W	3-11	88%-3%		1 - 9	91%-7%		1-7	92%-4%		1-5	94%-5%	
Dynalite	DDLE801		(100 W per channel)	T.B.D.	T.B.D.	T.B.D.	1 - 14	95%-3%		1-12	96%-3%		1-5	95%-3%	
Dynalite	DDMC-GRMSPLUS		(460 W per channel)	T.B.D.	T.B.D.	T.B.D.	1 - 13	99%-3%		1-11	93%-2%		1-5	93%-3%	

- Note :
- #1) Unexpected behaviour can occur outside the range of specified number of lamps. The mentioned numbers are tested. In some cases the dimmers can be loaded with more lamps than is specified in this document (most dimmers can be loaded with LED lamps to 20% of specified power; LED dimmers can be loaded to specified power)
- #2) Occupancy sensors can act like dimmers, therefore Philips recommend to use dimmable lamps in combination with it.
- #3) Glowing means: a switched off dimmer still having the possibility that a small light output is visible. This status can occur when a low quantity of lamps is connected.
- #4) Yellow cells indication: Sometimes flickering is observed due to low dimmer loads, best visible at deep dimming
- #4a) Yellow cells indication: Dimming performance: LED's have much lower load (wattage) than traditional lightsources. (e.g. flickering where "active loads" can reduce your problems)
- #4b) Yellow cells indication: Dimming range, minimum dim level with the indicated dimmer will be somewhere between 10%-30%
- #5) Various dimmer suppliers offer "active loads" (e.g. Busch Jaeger Kompensator 6596) to optimize dimming performance in case of lamp-dimmer system issues. Using double pole switches will prevent glowing issues.
- #7) This list is based on measurements in a lab environment with nominal voltage, a different voltage will result in a different dimming range. Therefore we indicated 3% as minimum lightlevel as labcondition.
- #8) Dimmermanufacturers may change the technical design of the dimmer without informing LED lamp suppliers. These changes can influence the performance of LED products.

Philips cannot be held responsible for inaccuracies in the compatibility lists due to technical changes in dimmers



# Professional LED lamps MV range

Recommended **dimmer** compatibility list for **Mains Voltage** Lamps



**KEY**

x-y	Excellent dimming with X-Y lamps, however external factors can negatively influence the deep dimming performance
x-y	Dimming performance: These dimmers require more than 5 lamps as minimum load, or poor dimrange
	Unexpected performance behavior, not in line with good dimming perception
N.A.	Dimmer lamp combination not applicable
T.B.D.	Dimmer lamp combination not tested

This document is for information purposes and must be treated as recommendation. Philips attempted to provide best results, results are generated in lab conditions and might contain faults

Brand	Type	Type	Load	LED spot											
				Master LEDspot Classic 9.5 - 75W PAR30S			Master LEDspot MV 5.5W-60W PAR38			Master LEDspot Classic D 13 - 100W PAR38			Master LEDspot Classic D 13 - 100W PAR38		
				Dimming Performance	Dimming Range	Glowing	Dimming Performance	Dimming Range	Glowing	Dimming Performance	Dimming Range	Glowing	Dimming Performance	Dimming Range	Glowing
Berker  INSTA	286710	[RC]	20 - 360 W - Turn	1-8	93%-12%		1-5	88%-3%		1-5	97%-3%		1-5	94%-13%	
Berker  INSTA	283010	[R]	60 - 400 W - Turn	1-8	96%-11%			N.A.	N.A.	5	96%-3%		1-5	96%-12%	
Bticino	L4407	[]	60 - 250 W		N.A.	N.A.		N.A.	N.A.	1-3	59%-3%			N.A.	N.A.
Busch Jaeger  ABB	2200 U - 503	[R]	60 - 400 W - Turn	1-8	95%-11%		2-5	90%-3%			N.A.	N.A.	1-8	97%-57%	
Busch Jaeger  ABB	2247 U	[RL]	20 - 500 W - Turn	1-11	94%-3%		1-5	92%-3%		5	99%-3%		1-8	95%-3%	
Busch Jaeger  ABB	2250 U	[R]	60 - 600 W - Turn	1-13	96%-3%		2-5	94%-3%		5	98%-3%		1-9	96%-3%	
Busch Jaeger  ABB	6513 U - 102	[RC]	40 - 420 W - Turn	1-9	93%-12%		1-5	91%-3%		1-5	99%-3%		1	93%-12%	
Busch Jaeger  ABB	6523 U	[LED]	2 - 100 VA - LED - Turn	1-11	95%-3%		1-5	90%-3%			N.A.	N.A.	1-15	96%-3%	
Busch Jaeger  ABB	6526 U	[LED]	2 - 100 VA - LED - Push (2wire)	1-11	95%-12%		1-5	94%-3%		1-5	96%-3%		1-8	93%-11%	
ELKO   Schneider	SBD200LED (CCTEL10501)	[LED/RC]	4 - 200W (RC) 4 - 400W (RL)	1-8	92%-18%			N.A.	N.A.	1-5	98%-3%		1-5	93%-15%	
ELKO   Schneider	SBD315RC (315 GLE)	[RC]	315 W	1-7	94%-4%		2-5	84%-3%		1-5	99%-3%		1-5	94%-4%	
ELKO   Schneider	SBD420RCL (CCTEL13011)	[RLC]	420 W	1-9	96%-7%		1-5	92%-22%		1-5	98%-3%			N.A.	N.A.
Eltako	EVD6INPN-UC		400 W 3-wire Push Module	1-8	95%-7%		1-5	99%-3%			N.A.	N.A.	1-6	96%-8%	
Feller   Schneider	40200 (SBD200LED CCTCH10601)	[LED/RC]	4 - 200 W (RC) 4 - 400 W (RL)	1-8	92%-18%			N.A.	N.A.	1-5	98%-3%		1-5	93%-15%	
Feller   Schneider	40300 (SBD315)	[RLC]	300 W	1-7	94%-4%		2-5	84%-3%		1-5	99%-3%		1-5	94%-4%	
Feller   Schneider	40420 (SBD420)	[RLC]	420 W	1-9	96%-7%		1-5	92%-22%		1-5	98%-3%			N.A.	N.A.
GIRA	1176-00/01	[RLC]	50 - 420 W	1-9	88%-7%		1-5	84%-8%			N.A.	N.A.		N.A.	N.A.
GIRA	2390 00/ 100	[LED]	7 - 100 W - Push (3wire)	1-9	97%-3%		1-5	88%-3%			N.A.	N.A.	1-5	94%-4%	
Hager	EVN 011	[RC]	300 VA	1-6	96%-6%			N.A.	N.A.		N.A.	N.A.	5	97%-9%	
Hager	EVN 012	[RC]	300 W	1-6	96%-14%		1-5	98%-3%			N.A.	N.A.	5	97%-14%	
Hager	EVN 004	[RL]	500 VA	1-11	97%-14%		1-5	99%-3%			N.A.	N.A.	8	97%-14%	
Jung	225 TDE	[RC]	20 - 525 W - Turn	1-11	93%-13%		1-5	91%-3%		1-5	97%-3%		1-8	92%-14%	
Jung	1271LEDDE	[LED]	3 - 100W - Push (3wire)	1-10	94%-3%		1-5	88%-3%			N.A.	N.A.	1-8	95%-3%	
Klik aan Klik uit	AWMD-250	[LED]	3 - 24W	1-3	89%-20%			N.A.	N.A.		N.A.	N.A.	1-2	92%-21%	
Klik aan Klik uit	ACM 300		300W - 3-wire Push LED Dimmer	1-6	84%-3%			N.A.	N.A.		N.A.	N.A.	1-5	81%-3%	
Legrand	774161	[RL]	40 - 400 W - Turn	1-8	96%-6%			N.A.	N.A.	5	97%-3%		1-6	97%-7%	
Legrand	78401	[RLC]	40 - 500W	5-8	93%-8%		1-5	94%-3%			N.A.	N.A.		N.A.	N.A.
Legrand	67081	[RL]	40 - 400 W - Turn	1-6	96%-3%			N.A.	N.A.		N.A.	N.A.	1-5	98%-7%	
Legrand	67082	[RL]	40 - 600 W - Turn	1-13	96%-3%			N.A.	N.A.		N.A.	N.A.		N.A.	N.A.
Legrand	67083	[RLC]	3 - 400W	1-2	89%-3%			N.A.	N.A.		N.A.	N.A.	1-6	92%-3%	
Legrand	67084	[RLC]	8 - 300 VA - Push LED (3wire)	1-8	94%-3%			N.A.	N.A.		N.A.	N.A.		N.A.	N.A.
Legrand	67085 (078406)	[RLC]	8 - 300 VA - Push LED (3wire)	1-6	98%-3%		1-5	91%-3%		1-5	96%-3%			N.A.	N.A.
Legrand	L4402N	[R]	60 - 500 W		N.A.	N.A.	3-5	88%-8%			N.A.	N.A.	2-3	91%-15%	
Merten   Schneider	SBD200LED (MEG5134-0000)	[LED/RC]	4 - 200 W (RC) 4 - 400 W (RL)	1-8	92%-18%			N.A.	N.A.	1-5	98%-3%		1-5	93%-15%	
Merten   Schneider	SBD315RC (MEG5136-0000)	[RC]	315 W	1-7	94%-4%		2-5	84%-3%		1-5	99%-3%		1-5	94%-4%	
Merten   Schneider	SBD420RCL (MEG5138-0000)	[RLC]	20 - 420 VA	1-9	96%-7%		1-5	92%-22%		1-5	98%-3%			N.A.	N.A.
MK - Electric	K1535	[R]	65 - 450 W - Turn	1-5	84%-5%			N.A.	N.A.		N.A.	N.A.	1-7	88%-10%	
MK - Electric	K1501 WHILV	[R]	60 - 500 W - Turn	1-7	84%-5%		1-5	86%-3%			N.A.	N.A.	1-8	93%-6%	
MK - Electric	K4501 WHILV	[RLC]	180 W	1-9	93%-8%		1-5	85%-3%			N.A.	N.A.	1-3	92%-8%	
MK - Electric	K4500 WHILV	[RLC]	400 W	1-11	93%-6%		1-5	86%-3%			N.A.	N.A.	1-6	91%-6%	
NIKO	310-0280X	[LED]	2 - 100 VA	1-2	86%-4%		1-4	96%-3%			N.A.	N.A.	1-2	94%-5%	
PEHA	431HAN	[RL]	6 - 120W [LED] 6 - 60W	1-3	86%-3%		1-4	86%-4%			N.A.	N.A.	1-2	91%-3%	
Philips	UID8670	[LED]	2 - 100 VA-LED - Push (3wire)	1-11	95%-3%		1-5	90%-3%			N.A.	N.A.	1-15	96%-3%	
RELCO	RPO977	[LED]	4 - 100W	1-2	89%-13%		T.B.D.	T.B.D.	T.B.D.	T.B.D.	T.B.D.	T.B.D.	1-2	99%-17%	
RELCO	RMO545	[LED]	4 - 100W	1-2	83%-8%		T.B.D.	T.B.D.	T.B.D.	T.B.D.	T.B.D.	T.B.D.	1-3	93%-9%	
Schneider	SBD315RC (SBD 315, SDD 315)	[RC]	315 W	1-7	94%-4%		2-5	84%-3%		1-5	99%-3%		1-5	94%-4%	
Schneider	SBD315RC (ATD315/CCTO11533)	[RC]	315 W	1-7	94%-4%		2-5	84%-3%		1-5	99%-3%		1-5	94%-4%	
Schneider	SBD200 (WDE 002299)	[]	4 - 400 VA - Turn Universal (2wire)	1-8	92%-18%			N.A.	N.A.	1-5	98%-3%		1-5	93%-15%	
Schneider	SBD315RC (SBD 315)	[RC]	315 W	1-7	94%-4%		2-5	84%-3%		1-5	99%-3%		1-5	94%-4%	
VADSBO	ED 350	[RC]	50 - 350 W	1-7	82%-13%		1-5	87%-7%		1-5	90%-3%		1-5	90%-1%	
VADSBO	DRS 315	[RC]	50 - 315 W	1-7	90%-10%			N.A.	N.A.		N.A.	N.A.	1-5	94%-11%	
VADSBO	DU 250	[RC]	20 - 250 W	1-5	88%-15%		1-5	82%-3%			N.A.	N.A.		N.A.	N.A.
Varilight	HQ3W	[R]	60 - 400 W	1-8	95%-4%		3-5	91%-3%			N.A.	N.A.	1-6	94%-5%	
Varilight	ICT401 M	[RC]	20 - 400 W	1-8	89%-5%		1-5	85%-3%		1-5	98%-3%		1-6	93%-5%	
Vimar	20148	[RL]	500 W	1-11	97%-3%		3-5	96%-4%			N.A.	N.A.	1-8	95%-5%	
Vimar	14153	[R]		1-11	89%-3%		1-5	97%-3%			N.A.	N.A.	1-8	96%-3%	
Vimar	20160	[RC]		1-6	90%-3%		1-5	90%-3%			N.A.	N.A.	1-8	92%-3%	
Vimar	20162	[RL]	40 - 300 W	1-6	96%-8%		1-5	89%-3%		1-5	98%-3%		1-5	35%-7%	
Dynalite	DDLE801		(100 W per channel)	1-11	93%-3%			N.A.	N.A.		N.A.	N.A.	1-8	94%-3%	
Dynalite	DDMC-GRMSPLUS		(460 W per channel)	1-9	96%-3%		1-5	90%-3%		1-5	99%-3%		1-7	93%-4%	

- Note :
- #1) Unexpected behaviour can occur outside the range of specified number of lamps. The mentioned numbers are tested. In some cases the dimmers can be loaded with more lamps than is specified in this document (most dimmers can be loaded with LED lamps to 20% of specified power; LED dimmers can be loaded to specified power)
  - #2) Occupancy sensors can act like dimmers, therefore Philips recommend to use dimmable lamps in combination with it.
  - #3) Glowing means: a switched off dimmer still having the possibility that a small light output is visible. This status can occur when a low quantity of lamps is connected.
  - #4) Yellow cells indication: Sometimes flickering is observed due to low dimmer loads, best visible at deep dimming
  - #4a) Yellow cells indication: Dimming performance: LED's have much lower load (wattage) than traditional light sources. (e.g. flickering where "active loads" can reduce your problems)
  - #4b) Yellow cells indication: Dimming range, minimum dim level with the indicated dimmer will be somewhere between 10%-30%
  - #5) Various dimmer suppliers offer "active loads" (e.g. Busch Jaeger Kompensator 6596) to optimize dimming performance in case of lamp-dimmer system issues. Using double pole switches will prevent glowing issues.
  - #7) This list is based on measurements in a lab environment with nominal voltage, a different voltage will result in a different dimming range. Therefore we indicated 3% as minimum light level as lab condition.
  - #8) Dimmer manufacturers may change the technical design of the dimmer without informing LED lamp suppliers. These changes can influence the performance of LED products.  
Philips cannot be held responsible for inaccuracies in the compatibility lists due to technical changes in dimmers



# Professional LED lamps MV range

Recommended **dimmer** compatibility list for **Mains Voltage** Lamps



## KEY

x-y	Excellent dimming with X-Y lamps, however external factors can negatively influence the deep dimming performance
x-y	Dimming performance: These dimmers require more than 5 lamps as minimum load, or poor dimrange
	Unexpected performance behavior, not in line with good dimming perception
N.A.	Dimmer lamp combination not applicable
T.B.D.	Dimmer lamp combination not tested

This document is for information purposes and must be treated as recommendation. Philips attempted to provide best results, results are generated in lab conditions and might contain faults

				LED spot					
				CorePro LEDspot MV 5W-60W R5			CorePro LEDspot MV -60W R63		
Brand	Type	Type	Load	Dimming Performance	Dimming Range	Glowing	Dimming Performance	Dimming Range	Glowing
Berker  INSTA	286710	[RC]	20 – 360 W - Turn	2-10	90%-20%		2-15	97%-20%	
Berker  INSTA	283010	[R]	60 – 400 W - Turn	2-10	94%-8%		T.B.D.	T.B.D.	T.B.D.
Bticino	L4407	[]	60 – 250 W		N.A.	N.A.	T.B.D.	T.B.D.	T.B.D.
Busch Jaeger  ABB	2200 U - 503	[R]	60 – 400 W - Turn	2-10	94%-16%	< 2	2-15	97%-36%	< 16
Busch Jaeger  ABB	2247 U	[RL]	20 – 500 W - Turn	2-10	92%-3%		2-20	98%-3%	
Busch Jaeger  ABB	2250 U	[R]	60 – 600 W - Turn	2-10	92%-3%		2-20	98%-3%	
Busch Jaeger  ABB	6513 U - 102	[RC]	40 – 420 W - Turn	2-10	96%-20%		2-15	98%-21%	
Busch Jaeger  ABB	6523 U	[LED]	2 – 100 VA - LED - Turn	2-10	92%-3%		2-20	95%-3%	
Busch Jaeger  ABB	6526 U	[LED]	2 – 100 VA - LED - Push (2wire)	1-16	95%-20%		T.B.D.	T.B.D.	T.B.D.
ELKO  Schneider	SBD200LED (CCTEL10501)	[LED/RC]	4 – 200W (RC) 4 – 400W (RL)	2-10	88%-20%		2-10	99%-26%	
ELKO  Schneider	SBD315RC (315 GLE)	[RC]	315 W	2-10	88%-3%		2-10	97%-3%	
ELKO  Schneider	SBD420RCRL (CCTEL13011)	[RLC]	420 W		N.A.	N.A.		N.A.	N.A.
Eltako	EVD6INPN-UC		400 W 3-wire Push Module	1-16	97%-12%	< 17	T.B.D.	T.B.D.	T.B.D.
Feller  Schneider	40200 (SBD200LED CCTCH10601)	[LED/RC]	4 – 200 W (RC) 4 – 400 W (RL)	2-10	88%-20%		2-10	99%-26%	
Feller  Schneider	40300 (SBD315)	[RLC]	300 W	2-10	88%-3%		2-10	97%-3%	
Feller  Schneider	40420 (SBD420)	[RLC]	420 W		N.A.	N.A.		N.A.	N.A.
GIRA	1176-00/01	[RLC]	50 – 420 W	1-16	94%-30%		T.B.D.	T.B.D.	T.B.D.
GIRA	2390 00/ 100	[LED]	7 – 100 W - Push (3wire)	2-10	92%-8%		2-19	95%-7%	
Hager	EVN 011	[RC]	300 VA	1-12	97%-14%	< 13	T.B.D.	T.B.D.	T.B.D.
Hager	EVN 012	[RC]	300 W	1-12	96%-15%	< 13	T.B.D.	T.B.D.	T.B.D.
Hager	EVN 004	[RL]	500 VA	1-16	97%-15%	< 3	T.B.D.	T.B.D.	T.B.D.
Jung	225 TDE	[RC]	20 – 525 W - Turn	2-10	92%-24%		2-20	98%-25%	
Jung	1271LEDDE	[LED]	3 – 100W - Push (3wire)	2-10	92%-36%		2-20	96%-46%	
Klik aan Klik uit	AWMD-250	[LED]	3 – 24W	1-5	79%-31%		T.B.D.	T.B.D.	T.B.D.
Klik aan Klik uit	ACM 300		300W - 3-wire Push LED Dimmer	1-12	87%-14%		T.B.D.	T.B.D.	T.B.D.
Legrand	774161	[RL]	40 – 400 W - Turn	3-10	92%-8%	< 4		N.A.	N.A.
Legrand	78401	[RLC]	40 – 500W	1-16	95%-14%		3-10	97%-15%	
Legrand	67081	[RL]	40 – 400 W - Turn	3-10	96%-16%		T.B.D.	T.B.D.	T.B.D.
Legrand	67082	[RL]	40 – 600 W - Turn		N.A.	N.A.	3-20	97%-14%	
Legrand	67083	[RLC]	3 – 400W	2-16	90%-12%		T.B.D.	T.B.D.	T.B.D.
Legrand	67084	[RLC]	8 – 300 VA - Push LED (3wire)	2-10	88%-3%	< 5	2-15	97%-3%	
Legrand	67085 (078406)	[RLC]	8 – 300 VA - Push LED (3wire)	2-10	96%-3%		2-11	99%-3%	
Legrand	L4402N	[R]	60 – 500 W	2-16	95%-20%		T.B.D.	T.B.D.	T.B.D.
Merten  Schneider	SBD200LED (MEG5134-0000)	[LED/RC]	4 – 200 W (RC) 4 – 400 W (RL)	2-10	88%-20%		2-10	99%-26%	
Merten  Schneider	SBD315RC (MEG5136-0000)	[RC]	315 W	2-10	88%-3%		2-10	97%-3%	
Merten  Schneider	SBD420RCRL (MEG5138-0000)	[RLC]	20 – 420 VA		N.A.	N.A.		N.A.	N.A.
MK - Electric	K1535	[R]	65 – 450 W - Turn	2-10	80%-14%		2-17	87%-16%	
MK - Electric	K1501 WHILV	[R]	60 – 500 W - Turn	2-10	86%-14%		2-19	93%-16%	
MK - Electric	K4501 WHILV	[RLC]	180 W	1-9	90%-17%		T.B.D.	T.B.D.	T.B.D.
MK - Electric	K4500 WHILV	[RLC]	400 W	1-16	89%-18%		T.B.D.	T.B.D.	T.B.D.
NIKO	310-0280X	[LED]	2 – 100 VA	1-4	86%-6%		T.B.D.	T.B.D.	T.B.D.
PEHA	431HAN	[RL]	6 – 120W [LED] 6 – 60W	1-5	89%-7%		T.B.D.	T.B.D.	T.B.D.
Philips	UID8670	[LED]	2 – 100 VA-LED - Push (3wire)	2-10	92%-3%		2-20	95%-3%	
RELCO	RPO977	[LED]	4 – 100W	T.B.D.	T.B.D.	T.B.D.	T.B.D.	T.B.D.	T.B.D.
RELCO	RMO545	[LED]	4 – 100W	T.B.D.	T.B.D.	T.B.D.	T.B.D.	T.B.D.	T.B.D.
Schneider	SBD315RC (SBD 315, SDD 315)	[RC]	315 W	2-10	88%-3%		2-10	97%-3%	
Schneider	SBD315RC (ATD315)(CCTO11533)	[RC]	315 W	2-10	88%-3%		2-10	97%-3%	
Schneider	SBD200 (WDE 002299)	[]	4 – 400 VA - Turn Universal (2wire)	2-10	88%-20%		2-10	99%-26%	
Schneider	SBD315RC (SBD 315)	[RC]	315 W	2-10	88%-3%		2-10	97%-3%	
VADSBO	ED 350	[RC]	50 – 350 W	1-14	88%-27%		T.B.D.	T.B.D.	T.B.D.
VADSBO	DRS 315	[RC]	50 – 315 W	2-13	95%-19%	< 14	T.B.D.	T.B.D.	T.B.D.
VADSBO	DU 250	[RC]	20 – 250 W	1-10	85%-9%	< 11	T.B.D.	T.B.D.	T.B.D.
Varilight	HQ3W	[R]	60 – 400 W	2-10	92%-6%		2-15	99%-4%	
Varilight	ICT401 M	[RC]	20 – 400 W	1-16	89%-6%		T.B.D.	T.B.D.	T.B.D.
Vimar	20148	[RL]	500 W	3-10	92%-8%	< 11	2-19	96%-13%	< 4
Vimar	14153	[R]		1-16	99%-6%		T.B.D.	T.B.D.	T.B.D.
Vimar	20160	[RC]		2-16	94%-11%	< 17	T.B.D.	T.B.D.	T.B.D.
Vimar	20162	[RL]	40 – 300 W	2-10	88%-8%	< 11	2-11	97%-9%	< 5
Dynalite	DDLE801		(100 W per channel)	T.B.D.	T.B.D.	T.B.D.	2-19	99%-3%	
Dynalite	DDMC-GRMSPLUS		(460 W per channel)	T.B.D.	T.B.D.	T.B.D.	2-17	97%-3%	

- Note :
- #1) Unexpected behaviour can occur outside the range of specified number of lamps. The mentioned numbers are tested. In some cases the dimmers can be loaded with more lamps than is specified in this document (most dimmers can be loaded with LED lamps to 20% of specified power; LED dimmers can be loaded to specified power)
  - #2) Occupancy sensors can act like dimmers, therefore Philips recommend to use dimmable lamps in combination with it.
  - #3) Glowing means: a switched off dimmer still having the possibility that a small light output is visible. This status can occur when a low quantity of lamps is connected.
  - #4) Yellow cells indication: Sometimes flickering is observed due to low dimmer loads, best visible at deep dimming
  - #4a) Yellow cells indication: Dimming performance: LED's have much lower load (wattage) than traditional lightsources. (e.g. flickering where "active loads" can reduce your problems)
  - #4b) Yellow cells indication: Dimming range, minimum dim level with the indicated dimmer will be somewhere between 10%-30%
  - #5) Various dimmer suppliers offer "active loads" (e.g. Busch Jaeger Kompensator 6596) to optimize dimming performance in case of lamp-dimmer system issues. Using double pole switches will prevent glowing issues.
  - #7) This list is based on measurements in a lab environment with nominal voltage, a different voltage will result in a different dimming range. Therefore we indicated 3% as minimum lightlevel as labcondition.
  - #8) Dimmermanufacturers may change the technical design of the dimmer without informing LED lamp suppliers. These changes can influence the performance of LED products.  
Philips cannot be held responsible for inaccuracies in the compatibility lists due to technical changes in dimmers

# Professional LED lamps MV range

Recommended **dimmer** compatibility list for **Mains Voltage** Lamps



**KEY**

x-y	Excellent dimming with X-Y lamps, however external factors can negatively influence the deep dimming performance
x-y	Dimming performance: These dimmers require more than 5 lamps as minimum load, or poor dimrange
	Unexpected performance behavior, not in line with good dimming perception
N.A.	Dimmer lamp combination not applicable
T.B.D.	Dimmer lamp combination not tested

*This document is for information purposes and must be treated as recommendation. Philips attempted to provide best results, results are generated in lab conditions and might contain faults*

				LED bulb											
				Master LEDbulb clear 6W-40W DimTone			Master LEDbulb clear 8.5W-60W DimTone			Master LEDbulb 6 - 40W frosted DimTone			Master LEDbulb 8.5 - 60W frosted DimTone		
				NEW			NEW			NEW			NEW		
Brand	Type	Type	Load	Dimming Performance	Dimming Range	Glowing	Dimming Performance	Dimming Range	Glowing	Dimming Performance	Dimming Range	Glowing	Dimming Performance	Dimming Range	Glowing
Berker  INSTA	286710	[RC]	20 - 360 W - Turn	1-3 (max 12)	87%-3%		1-3 (max 8)	98%-4%		1-3	98%-8%		1-3	94%-7%	
Berker  INSTA	283010	[R]	60 - 400 W - Turn	1-3 (max 13)	90%-3%		1-3 (max 9)	95%-3%		1-3	98%-7%		1-3	96%-5%	
Bticino	L4407	[]	60 - 250 W		N.A.	N.A.		N.A.	N.A.		N.A.	N.A.		N.A.	N.A.
Busch Jaeger  ABB	2200 U - 503	[R]	60 - 400 W - Turn	1-3 (max 13)	93%-3%		1-3 (max 9)	94%-5%		1-3	97%-19%		1-3	94%-9%	
Busch Jaeger  ABB	2247 U	[RL]	20 - 500 W - Turn	1-3 (max 13)	90%-3%		1-3 (max 9)	95%-3%		1-3	99%-3%		1-3	95%-3%	
Busch Jaeger  ABB	2250 U	[R]	60 - 600 W - Turn	1-3 (max 17)	92%-3%		1-3 (max 11)	95%-3%		1-3	97%-3%		1-3	97%-3%	
Busch Jaeger  ABB	6513 U - 102	[RC]	40 - 420 W - Turn	1-3 (max 14)	94%-8%		1-3 (max 9)	96%-5%		1-3	98%-7%		1-3	95%-6%	
Busch Jaeger  ABB	6523 U	[LED]	2 - 100 VA - LED - Turn	1-3 (max 17)	86%-3%		1-3 (max 11)	89%-3%		1-3	83%-3%		1-3	89%-3%	
Busch Jaeger  ABB	6526 U	[LED]	2 - 100 VA - LED - Push (2wire)	1-3 (max 17)	91%-4%		1-3 (max 11)	88%-5%		1-3	88%-10%		1-3	97%-6%	
ELKO   Schneider	SBD200LED (CCTEL10501)	[LED/RC]	4 - 200W (RC) 4 - 400W (RL)	1-3 (max 6)	88%-3%		1-3 (max 4)	90%-4%			N.A.	N.A.	2-3	93%-8%	
ELKO   Schneider	SBD315RC (315 GLE)	[RC]	315 W	1-3 (max 11)	93%-3%		1-3 (max 7)	92%-3%		1-3	98%-3%		1-3	94%-2%	
ELKO   Schneider	SBD420RCRL (CCTEL13011)	[RLC]	420 W	1-3 (max 11)	89%-3%		1-3 (max 7)	95%-3%			N.A.	N.A.		N.A.	N.A.
Eltako	EVD6INPN-UC		400 W 3-wire Push Module	T.B.D.	T.B.D.	T.B.D.	T.B.D.	T.B.D.	T.B.D.	1-3	98%-6%		1-3	99%-3%	
Feller   Schneider	40200 (SBD200LED CCTCH10601)	[LED/RC]	4 - 200 W (RC) 4 - 400 W (RL)	1-3 (max 6)	88%-3%		1-3 (max 4)	90%-4%			N.A.	N.A.	2-3	93%-8%	
Feller   Schneider	40300 (SBD315)	[RLC]	300 W	1-3 (max 11)	93%-3%		1-3 (max 7)	92%-3%		1-3	98%-3%		1-3	94%-2%	
Feller   Schneider	40420 (SBD420)	[RLC]	420 W	1-3 (max 11)	89%-3%		1-3 (max 7)	95%-3%			N.A.	N.A.		N.A.	N.A.
GIRA	1176-00/01	[RLC]	50 - 420 W	1-3 (max 14)	93%-5%		1-3 (max 9)	88%-5%		1-3	99%-19%			N.A.	N.A.
GIRA	2390 00/ 100	[LED]	7 - 100 W - Push (3wire)	1-3 (max 17)	86%-3%		1-3 (max 11)	91%-3%		1-3	97%-31%		1-3	95%-17%	
Hager	EVN 011	[RC]	300 VA	1-3 (max 10)	98%-3%		1-3 (max 7)	93%-3%		1-3	98%-8%		1-3	99%-7%	
Hager	EVN 012	[RC]	300 W	1-3 (max 10)	98%-3%		1-3 (max 7)	93%-3%		1-3	98%-12%		1-3	99%-6%	
Hager	EVN 004	[RL]	500 VA	1-3 (max 17)	98%-3%		1-3 (max 11)	93%-3%		1-3	99%-13%		1-3	99%-6%	
Jung	225 TDE	[RC]	20 - 525 W - Turn	1-3 (max 18)	93%-3%		1-3 (max 12)	96%-5%		1-3	98%-9%		1-3	96%-8%	
Jung	1271LEDDE	[LED]	3 - 100W - Push (3wire)	1-3 (max 17)	87%-7%		1-3 (max 11)	91%-7%		1-3	97%-4%		T.B.D.	T.B.D.	T.B.D.
Klik aan Klik uit	AWMD-250	[LED]	3 - 24W	1-3 (max 4)	82%-4%		1-3 (max 2)	83%-5%			N.A.	N.A.	1-3	89%-8%	
Klik aan Klik uit	ACM 300		300W - 3-wire Push LED Dimmer	T.B.D.	T.B.D.	T.B.D.	T.B.D.	T.B.D.	T.B.D.	2-3	96%-8%		1-3	96%-4%	
Legrand	774161	[RL]	40 - 400 W - Turn		N.A.	N.A.		N.A.	N.A.		N.A.	N.A.	2-3	96%-5%	
Legrand	78401	[RLC]	40 - 500W	1-3 (max 17)	96%-3%		1-3 (max 11)	93%-3%		1-3	98%-7%		1-3	97%-4%	
Legrand	67081	[RL]	40 - 400 W - Turn		N.A.	N.A.		N.A.	N.A.		N.A.	N.A.	2-3	97%-5%	
Legrand	67082	[RL]	40 - 600 W - Turn		N.A.	N.A.		N.A.	N.A.	3	98%-5%		2-3	97%-5%	
Legrand	67083	[RLC]	3 - 400W		N.A.	N.A.	1-3 (max 9)	90%-3%			N.A.	N.A.	1-2	89%-3%	
Legrand	67084	[RLC]	8 - 300 VA - Push LED (3wire)	1-3 (max 10)	95%-3%		1-3 (max 7)	95%-3%		2-3	99%-6%		1-3	98%-6%	
Legrand	67085 (078406)	[RLC]	8 - 300 VA - Push LED (3wire)	1-3 (max 10)	88%-17%		1-3 (max 7)	95%-3%		1-3	99%-3%		1-3	96%-3%	
Legrand	L4402N	[R]	60 - 500 W		N.A.	N.A.	1-3 (max 11)	83%-5%		2-3	97%-13%		2-3	89%-6%	
Merten   Schneider	SBD200LED (MEG5134-0000)	[LED/RC]	4 - 200 W (RC) 4 - 400 W (RL)	1-3 (max 6)	88%-3%		1-3 (max 4)	90%-4%			N.A.	N.A.	2-3	93%-8%	
Merten   Schneider	SBD315RC (MEG5136-0000)	[RC]	315 W	1-3 (max 11)	93%-3%		1-3 (max 7)	92%-3%		1-3	98%-3%		1-3	94%-2%	
Merten   Schneider	SBD420RCRL (MEG5138-0000)	[RLC]	20 - 420 VA	1-3 (max 14)	89%-3%		1-3 (max 9)	95%-3%			N.A.	N.A.		N.A.	N.A.
MK - Electric	K1535	[R]	65 - 450 W - Turn		N.A.	N.A.	1-3 (max 10)	80%-3%		1-3	99%-6%		1-3	84%-5%	
MK - Electric	K1501 WHILV	[R]	60 - 500 W - Turn	1-3 (max 17)	85%-3%		1-3 (max 11)	90%-3%		1-3	97%-6%		1-3	90%-5%	
MK - Electric	K4501 WHILV	[RLC]	180 W	1-3 (max 6)	88%-3%		1-3 (max 4)	83%-3%		1-3	96%-7%		1-3	90%-3%	
MK - Electric	K4500 WHILV	[RLC]	400 W	1-3 (max 13)	88%-3%		1-3 (max 9)	85%-3%		1-3	95%-7%		1-3	90%-3%	
NIKO	310-0280X	[LED]	2 - 100 VA	1-3 (max 17)	98%-4%		1-3 (max 11)	95%-5%		1-3	98%-3%		1-2	99%-3%	
PEHA	431HAN	[RL]	6 - 120W [LED] 6 - 60W	1-3 (max 10)	88%-4%		1-3 (max 7)	83%-5%		1-3	98%-21%		1-3	92%-3%	
Philips	UID8670	[LED]	2 - 100 VA-LED - Push (3wire)	1-3 (max 17)	86%-3%		1-3 (max 11)	89%-3%		1-3	83%-3%		1-3	89%-3%	
RELCO	RPO977	[LED]	4 - 100W	T.B.D.	T.B.D.	T.B.D.	T.B.D.	T.B.D.	T.B.D.	1-3	96%-4%		1-2	99%-9%	
RELCO	RMO545	[LED]	4 - 100W	T.B.D.	T.B.D.	T.B.D.	T.B.D.	T.B.D.	T.B.D.	1-3	98%-8%		1-2	95%-4%	
Schneider	SBD315RC (SBD 315, SDD 315)	[RC]	315 W	1-3 (max 11)	93%-3%		1-3 (max 7)	92%-3%		1-3	98%-3%		1-3	94%-2%	
Schneider	SBD315RC (ATD315/CCTO11533)	[RC]	315 W	1-3 (max 11)	93%-3%		1-3 (max 7)	92%-3%		1-3	98%-3%		1-3	94%-2%	
Schneider	SBD200 (WDE 002299)	[]	4 - 400 VA - Turn Universal (2wire)	1-3 (max 13)	88%-3%		1-3 (max 9)	90%-4%			N.A.	N.A.	2-3	93%-8%	
Schneider	SBD315RC (SBD 315)	[RC]	315 W	1-3 (max 11)	93%-3%		1-3 (max 7)	90%-4%		1-3	98%-3%		1-3	94%-2%	
VADSBO	ED 350	[RC]	50 - 350 W	1-3 (max 12)	91%-5%		1-3 (max 8)	85%-5%		1-3	99%-25%		1-3	94%-8%	
VADSBO	DRS 315	[RC]	50 - 315 W		N.A.	N.A.	1-3 (max 7)	93%-3%	<2		N.A.	N.A.		N.A.	N.A.
VADSBO	DU 250	[RC]	20 - 250 W	1-3 (max 8)	88%-3%	<4	1-3 (max 5)	83%-3%	<4	1-3	96%-6%		1-3	90%-3%	
Varilight	HQ3W	[R]	60 - 400 W	1-3 (max 13)	92%-3%		1-3 (max 9)	99%-3%		1-3	96%-4%		1-3	96%-3%	
Varilight	ICT401 M	[RC]	20 - 400 W	T.B.D.	T.B.D.	T.B.D.	T.B.D.	T.B.D.	T.B.D.	1-3	97%-3%		1-3	88%-2%	
Vimar	20148	[RL]	500 W		N.A.	N.A.		N.A.	N.A.	1-3	97%-5%	<3	1-3	96%-4%	<2
Vimar	14153	[R]		1-3	98%-3%		1-3	98%-3%		2-3	98%-3%		1-3	95%-6%	
Vimar	20160	[RC]			N.A.	N.A.	1-3	93%-3%	<4	2-3	95%-3%	<2	1-3	96%-3%	<2
Vimar	20162	[RL]	40 - 300 W		N.A.	N.A.		N.A.	N.A.	1-3	98%-7%	<3	1-3	95%-9%	<2
Dynalite	DDLE801		(100 W per channel)	1-3	95%-3%		1-3	93%-3%		1-3	96%-3%		1-3	93%-3%	
Dynalite	DDMC-GRMSPLUS		(460 W per channel)	1-3	98%-3%		1-3	90%-3%		1-3	98%-3%		1-3	95%-3%	

- Note :
- #1) Unexpected behaviour can occur outside the range of specified number of lamps. The mentioned numbers are tested. In some cases the dimmers can be loaded with more lamps than is specified in this document (most dimmers can be loaded with LED lamps to 20% of specified power; LED dimmers can be loaded to specified power)
  - #2) Occupancy sensors can act like dimmers, therefore Philips recommend to use dimmable lamps in combination with it.
  - #3) Glowing means: a switched off dimmer still having the possibility that a small light output is visible. This status can occur when a low quantity of lamps is connected.
  - #4) Yellow cells indication: Sometimes flickering is observed due to low dimmer loads, best visible at deep dimming
  - #4a) Yellow cells indication: Dimming performance: LED's have much lower load (wattage) than traditional lightsources. (e.g. flickering where "active loads" can reduce your problems)
  - #4b) Yellow cells indication: Dimming range, minimum dim level with the indicated dimmer will be somewhere between 10%-30%
  - #5) Various dimmer suppliers offer "active loads" (e.g. Busch Jaeger Kompensator 6596) to optimize dimming performance in case of lamp-dimmer system issues. Using double pole switches will prevent glowing issues.
  - #7) This list is based on measurements in a lab environment with nominal voltage, a different voltage will result in a different dimming range. Therefore we indicated 3% as minimum lightlevel as labcondition.
  - #8) Dimmermanufacturers may change the technical design of the dimmer without informing LED lamp suppliers. These changes can influence the performance of LED products.  
Philips cannot be held responsible for inaccuracies in the compatibility lists due to technical changes in dimmers



# Professional LED lamps MV range

Recommended **dimmer** compatibility list for **Mains Voltage** Lamps



## KEY

x-y	Excellent dimming with X-Y lamps, however external factors can negatively influence the deep dimming performance
x-y	Dimming performance: These dimmers require more than 5 lamps as minimum load, or poor dimrange
	Unexpected performance behavior, not in line with good dimming perception
N.A.	Dimmer lamp combination not applicable
T.B.D.	Dimmer lamp combination not tested

This document is for information purposes and must be treated as recommendation. Philips attempted to provide best results, results are generated in lab conditions and might contain faults

Brand	Type	Type	Load	LED bulb											
				Master LEDbulb 11W-75W frosted DimTone			Master LEDbulb 15W-100W frosted DimTone			CorePro LEDbulb 6W-40W			CorePro LEDbulb 8.5W-60W		
				Dimming Performance	Dimming Range	Glowing	Dimming Performance	Dimming Range	Glowing	Dimming Performance	Dimming Range	Glowing	Dimming Performance	Dimming Range	Glowing
Berker  INSTA	286710	[RC]	20 – 360 W - Turn	1-3	87%-10%		1-3	89%-9%		1-3	94%-3%		1-3	95%-3%	
Berker  INSTA	283010	[R]	60 – 400 W - Turn	1-3	93%-10%		1-3	91%-9%		1-3	96%-3%		1-3	92%-11%	
Bticino	L4407	[]	60 – 250 W		N.A.	N.A.		N.A.	N.A.		N.A.	N.A.		N.A.	
Busch Jaeger  ABB	2200 U - 503	[R]	60 – 400 W - Turn	1-3	93%-17%		1-3	91%-22%		1-3	98%-9%		1-3	94%-15%	
Busch Jaeger  ABB	2247 U	[RL]	20 – 500 W - Turn	1-3	93%-3%		1-3	93%-3%			N.A.	N.A.	1-3	95%-3%	
Busch Jaeger  ABB	2250 U	[R]	60 – 600 W - Turn	1-3	93%-3%		1-3	93%-3%		1-3	99%-3%		1-3	92%-3%	
Busch Jaeger  ABB	6513 U - 102	[RC]	40 – 420 W - Turn	1-3	93%-10%		1-3	91%-10%			98%-5%			92%-4%	
Busch Jaeger  ABB	6523 U	[LED]	2 – 100 VA - LED - Turn	1-3	87%-3%		1-3	87%-3%		1-3	94%-3%		1-3	94%-3%	
Busch Jaeger  ABB	6526 U	[LED]	2 – 100 VA - LED - Push (2wire)	1-3	98%-10%		1-3	98%-11%		1-3	91%-13%		1-3	92%-19%	
ELKO   Schneider	SBD200LED (CCTEL10501)	[LED/RC]	4 – 200W (RC) 4 – 400W (RL)	1-3	90%-10%		1-3	89%-10%		3	91%-3%		1-3	91%-7%	
ELKO   Schneider	SBD315RC (315 GLE)	[RC]	315 W	1-3	87%-3%		1-3	84%-3%		1-3	93%-3%		1-3	98%-3%	
ELKO   Schneider	SBD420RCRL (CCTEL13011)	[RLC]	420 W	1-3	93%-7%		1-3	91%-4%		1-3	91%-3%		1-3	93%-3%	
Eltako	EVD6INPN-UC		400 W 3-wire Push Module	1-3	97%-5%		1-3	97%-5%		T.B.D.	T.B.D.	T.B.D.	T.B.D.	T.B.D.	
Feller   Schneider	40200 (SBD200LED CCTCH10601)	[LED/RC]	4 – 200 W (RC) 4 – 400 W (RL)	1-3	90%-10%		1-3	89%-10%		3	91%-3%		1-3	91%-7%	
Feller   Schneider	40300 (SBD315)	[RLC]	300 W	1-3	87%-3%		1-3	84%-3%		1-3	93%-3%		1-3	98%-3%	
Feller   Schneider	40420 (SBD420)	[RLC]	420 W	1-3	93%-7%		1-3	91%-4%		1-3	91%-3%		1-3	93%-3%	
GIRA	1176-00/01	[RLC]	50 – 420 W	1-3	93%-24%		1-3	93%-24%		1-3	93%-15%		1-3	93%-13%	
GIRA	2390 00/ 100	[LED]	7 – 100 W - Push (3wire)	1-3	90%-3%		1-3	87%-4%		1-3	94%-3%		1-3	99%-3%	
Hager	EVN 011	[RC]	300 VA	1-3	97%-6%		1-3	97%-6%		1-3	97%-3%		1-3	97%-3%	
Hager	EVN 012	[RC]	300 W	1-3	97%-6%		1-3	97%-6%		1-3	97%-3%		1-3	97%-3%	
Hager	EVN 004	[RL]	500 VA	1-3	97%-6%		1-3	97%-6%		1-3	97%-3%		1-3	97%-3%	
Jung	225 TDE	[RC]	20 – 525 W - Turn	1-3	90%-10%		1-3	89%-9%		1-3	92%-8%		1-3	93%-7%	
Jung	1271LEDDE	[LED]	3 – 100W - Push (3wire)	1-3	87%-20%		1-3	89%-29%		1-3	95%-3%		1-3	93%-3%	
Klik aan Klik uit	AWMD-250	[LED]	3 – 24W		N.A.	N.A.		N.A.	N.A.	1-3	84%-12%		1-3	87%-20%	
Klik aan Klik uit	ACM 300		300W - 3-wire Push LED Dimmer		N.A.	N.A.		N.A.	N.A.	T.B.D.	T.B.D.	T.B.D.	T.B.D.	T.B.D.	
Legrand	774161	[RL]	40 – 400 W - Turn		N.A.	N.A.		N.A.	N.A.		N.A.	N.A.		N.A.	
Legrand	78401	[RLC]	40 – 500W	1-3	94%-7%		1-3	94%-7%		1-3	93%-3%		1-3	93%-3%	
Legrand	67081	[RL]	40 – 400 W - Turn		N.A.	N.A.		N.A.	N.A.		N.A.	N.A.		N.A.	
Legrand	67082	[RL]	40 – 600 W - Turn		N.A.	N.A.		N.A.	N.A.		N.A.	N.A.		N.A.	
Legrand	67083	[RLC]	3 – 400W		N.A.	N.A.		N.A.	N.A.		N.A.	N.A.		N.A.	
Legrand	67084	[RLC]	8 – 300 VA - Push LED (3wire)	1-3	93%-7%			N.A.	N.A.		98%-3%			92%-3%	
Legrand	67085 (078406)	[RLC]	8 – 300 VA - Push LED (3wire)	1-3	93%-3%		1-3	91%-3%			96%-3%			97%-3%	
Legrand	L4402N	[R]	60 – 500 W	1-3	86%-17%		1-3	86%-18%			N.A.	N.A.	2-3	87%-11%	
Merten   Schneider	SBD200LED (MEG5134-0000)	[LED/RC]	4 – 200 W (RC) 4 – 400 W (RL)	1-3	90%-10%		1-3	89%-10%		3	91%-3%		1-3	91%-7%	
Merten   Schneider	SBD315RC (MEG5136-0000)	[RC]	315 W	1-3	87%-3%		1-3	84%-3%		1-3	93%-3%		1-3	98%-3%	
Merten   Schneider	SBD420RCRL (MEG5138-0000)	[RLC]	20 – 420 VA	1-3	93%-7%		1-3	91%-4%		1-3	91%-3%		1-3	93%-3%	
MK - Electric	K1535	[R]	65 – 450 W - Turn	1-3	80%-7%		1-3	82%-9%		1-3	82%-3%		1-3	84%-6%	
MK - Electric	K1501 WHILV	[R]	60 – 500 W - Turn	1-3	83%-7%			N.A.	N.A.	1-3	89%-3%		1-3	92%-3%	
MK - Electric	K4501 WHILV	[RLC]	180 W	1-3	85%-8%		1-3	85%-8%		1-3	87%-3%		1-3	88%-3%	
MK - Electric	K4500 WHILV	[RLC]	400 W	1-3	90%-9%		1-3	90%-9%		1-3	87%-3%		1-3	87%-3%	
NIKO	310-0280X	[LED]	2 – 100 VA	T.B.D.	T.B.D.	T.B.D.	T.B.D.	T.B.D.	T.B.D.	1-3	96%-4%		1-3	96%-5%	
PEHA	431HAN	[RL]	6 – 120W [LED] 6 – 60W	1-3	87%-3%		1-3	87%-3%		1-3	85%-12%		1-3	89%-27%	
Philips	UID8670	[LED]	2 – 100 VA-LED - Push (3wire)	1-3	87%-3%		1-3	87%-3%		1-3	94%-3%		1-3	94%-3%	
RELCO	RP0977	[LED]	4 – 100W	T.B.D.	T.B.D.	T.B.D.	T.B.D.	T.B.D.	T.B.D.	T.B.D.	T.B.D.	T.B.D.	T.B.D.	T.B.D.	
RELCO	RM0545	[LED]	4 – 100W	T.B.D.	T.B.D.	T.B.D.	T.B.D.	T.B.D.	T.B.D.	T.B.D.	T.B.D.	T.B.D.	T.B.D.	T.B.D.	
Schneider	SBD315RC (SBD 315, SDD 315)	[RC]	315 W	1-3	87%-3%		1-3	84%-3%		1-3	93%-3%		1-3	98%-3%	
Schneider	SBD315RC (ATD315/CCTO11533)	[RC]	315 W	1-3	87%-3%		1-3	84%-3%		1-3	93%-3%		1-3	98%-3%	
Schneider	SBD200 (WDE 002299)	[]	4 – 400 VA - Turn Universal (2wire)	1-3	90%-10%		1-3	89%-10%		3	91%-3%		1-3	91%-7%	
Schneider	SBD315RC (SBD 315)	[RC]	315 W	1-3	87%-3%		1-3	84%-3%		1-3	93%-3%		1-3	98%-3%	
VADSBO	ED 350	[RC]	50 – 350 W	1-3	84%-23%		1-3	84%-23%		1-3	89%-16%		1-3	85%-11%	
VADSBO	DRS 315	[RC]	50 – 315 W	1-3	96%-9%		1-3	96%-9%		1-3	92%-3%		1-3	92%-3%	
VADSBO	DU 250	[RC]	20 – 250 W	1-3	87%-3%		1-3	87%-3%		1-3	87%-3%		1-3	83%-3%	
Varilight	HQ3W	[R]	60 – 400 W	1-3	90%-3%		1-3	91%-4%		1-3	95%-3%		1-3	95%-3%	
Varilight	ICT401 M	[RC]	20 – 400 W	1-3	89%-3%		1-3	89%-3%		T.B.D.	T.B.D.	T.B.D.	T.B.D.	T.B.D.	
Vimar	20148	[RL]	500 W	1-3	93%-7%		1-3	91%-7%			N.A.	N.A.	1-3	94%-3%	
Vimar	14153	[R]		1-3	98%-3%		1-3	98%-3%		1-3	99%-3%		1-3	99%-3%	
Vimar	20160	[RC]		1-3	92%-4%		1-3	92%-4%			N.A.	N.A.	1-3	92%-3%	
Vimar	20162	[RL]	40 – 300 W	1-3	90%-7%		1-3	87%-4%		1-3	95%-5%		1-3	88%-3%	
Dynalite	DDLE801		(100 W per channel)	1-3	90%-3%		1-3	89%-4%		1-3	92%-3%		1-3	95%-3%	
Dynalite	DDMC-GRMSPLUS		(460 W per channel)	1-3	90%-3%		1-3	89%-3%		1-3	93%-3%		1-3	93%-3%	

- Note :
- #1) Unexpected behaviour can occur outside the range of specified number of lamps. The mentioned numbers are tested. In some cases the dimmers can be loaded with more lamps than is specified in this document (most dimmers can be loaded with LED lamps to 20% of specified power; LED dimmers can be loaded to specified power)
  - #2) Occupancy sensors can act like dimmers, therefore Philips recommend to use dimmable lamps in combination with it.
  - #3) Glowing means: a switched off dimmer still having the possibility that a small light output is visible. This status can occur when a low quantity of lamps is connected.
  - #4) Yellow cells indication: Sometimes flickering is observed due to low dimmer loads, best visible at deep dimming
  - #4a) Yellow cells indication: Dimming performance: LED's have much lower load (wattage) than traditional lightsources. (e.g. flickering where "active loads" can reduce your problems)
  - #4b) Yellow cells indication: Dimming range, minimum dim level with the indicated dimmer will be somewhere between 10%-30%
  - #5) Various dimmer suppliers offer "active loads" (e.g. Busch Jaeger Kompensator 6596) to optimize dimming performance in case of lamp-dimmer system issues. Using double pole switches will prevent glowing issues.
  - #7) This list is based on measurements in a lab environment with nominal voltage, a different voltage will result in a different dimming range. Therefore we indicated 3% as minimum lightlevel as labcondition.
  - #8) Dimmermanufacturers may change the technical design of the dimmer without informing LED lamp suppliers. These changes can influence the performance of LED products.  
Philips cannot be held responsible for inaccuracies in the compatibility lists due to technical changes in dimmers

# Professional LED lamps MV range

Recommended **dimmer** compatibility list for **Mains Voltage** Lamps



**KEY**

x-y	Excellent dimming with X-Y lamps, however external factors can negatively influence the deep dimming performance
x-y	Dimming performance: These dimmers require more than 5 lamps as minimum load, or poor dimrange
	Unexpected performance behavior, not in line with good dimming perception
N.A.	Dimmer lamp combination not applicable
T.B.D.	Dimmer lamp combination not tested

*This document is for information purposes and must be treated as recommendation. Philips attempted to provide best results, results are generated in lab conditions and might contain faults*

Brand	Type	Type	Load	LED bulb					
				CorePro LEDbulb 11.5W-75W			CorePro LEDbulb 16W-100W		
				Dimming Performance	Dimming Range	Glowing	Dimming Performance	Dimming Range	Glowing
Berker  INSTA	286710	[RC]	20 – 360 W - Turn	1-3	90%-10%	T.B.D.	1-3	91%-9%	
Berker  INSTA	283010	[R]	60 – 400 W - Turn	1-3	94%-12%			N.A.	N.A.
Bticino	L4407	[ ]	60 – 250 W		N.A.	N.A.		N.A.	N.A.
Busch Jaeger  ABB	2200 U - 503	[R]	60 – 400 W - Turn	1-3	92%-24%		1-3	94%-25%	
Busch Jaeger  ABB	2247 U	[RL]	20 – 500 W - Turn	1-3	94%-3%		1-3	94%-3%	
Busch Jaeger  ABB	2250 U	[R]	60 – 600 W - Turn	1-3	96%-3%		1-3	94%-3%	
Busch Jaeger  ABB	6513 U - 102	[RC]	40 – 420 W - Turn	1-3	92%-10%		1-3	93%-9%	
Busch Jaeger  ABB	6523 U	[LED]	2 – 100 VA - LED - Turn	1-3	82%-3%		1-3	90%-3%	
Busch Jaeger  ABB	6526 U	[LED]	2 – 100 VA - LED - Push (2wire)	1-3	88%-23%		1-3	91%-25%	
ELKO  Schneider	SBD200LED (CCTEL10501)	[LED/RC]	4 – 200W (RC) 4 – 400W (RL)	1-3	88%-13%		1-3	90%-13%	
ELKO  Schneider	SBD315RC (315 GLE )	[RC]	315 W	1-3	88%-3%		1-3	90%-3%	
ELKO  Schneider	SBD420RCRL (CCTEL13011)	[RLC]	420 W	1-3	92%-3%		1-3	94%-3%	
Eltako	EVD6INPN-UC		400 W 3-wire Push Module	T.B.D.	T.B.D.	T.B.D.	T.B.D.	T.B.D.	T.B.D.
Feller  Schneider	40200 (SBD200LED CCTCH10601)	[LED/RC]	4 – 200 W (RC) 4 – 400 W (RL)	1-3	88%-13%		1-3	90%-13%	
Feller  Schneider	40300 (SBD315)	[RLC]	300 W	1-3	88%-3%		1-3	90%-3%	
Feller  Schneider	40420 (SBD420)	[RLC]	420 W	1-3	92%-3%		1-3	94%-3%	
GIRA	1176-00/01	[RLC]	50 – 420 W	1-3	92%-20%		1-3	93%-19%	
GIRA	2390 00/ 100	[LED]	7 – 100 W - Push (3wire)	1-3	90%-3%		1-3	91%-3%	
Hager	EVN 011	[RC]	300 VA	1-3	97%-3%		1-3	96%-4%	
Hager	EVN 012	[RC]	300 W	1-3	95%-3%		1-3	95%-4%	
Hager	EVN 004	[RL]	500 VA	1-3	97%-5%		1-3	98%-4%	
Jung	225 TDE	[RC]	20 – 525 W - Turn	1-3	90%-10%		1-3	91%-11%	
Jung	1271LEDDE	[LED]	3 – 100W - Push (3wire)	1-3	90%-28%		1-3	91%-26%	
Klik aan Klik uit	AWMD-250	[LED]	3 – 24W	1-3	83%-25%		1-3	85%-23%	
Klik aan Klik uit	ACM 300		300W - 3-wire Push LED Dimmer	T.B.D.	T.B.D.	T.B.D.	T.B.D.	T.B.D.	T.B.D.
Legrand	774161	[RL]	40 – 400 W - Turn		N.A.	N.A.		N.A.	N.A.
Legrand	78401	[RLC]	40 – 500W	1-3	92%-5%		1-3	94%-5%	
Legrand	67081	[RL]	40 – 400 W - Turn		N.A.	N.A.		N.A.	N.A.
Legrand	67082	[RL]	40 – 600 W - Turn		N.A.	N.A.		N.A.	N.A.
Legrand	67083	[RLC]	3 – 400W		N.A.	N.A.		N.A.	N.A.
Legrand	67084	[RLC]	8 – 300 VA - Push LED (3wire)	1-3	92%-5%		1-3	92%-5%	
Legrand	67085 (078406)	[RLC]	8 – 300 VA - Push LED (3wire)	1-3	94%-3%		1-3	94%-3%	
Legrand	L4402N	[R]	60 – 500 W	1-3	85%-17%		1-3	85%-16%	
Merten  Schneider	SBD200LED (MEG5134-0000)	[LED/RC]	4 – 200 W (RC) 4 – 400 W (RL)	1-3	88%-13%		1-3	90%-13%	
Merten  Schneider	SBD315RC (MEG5136-0000)	[RC]	315 W	1-3	88%-3%		1-3	90%-3%	
Merten  Schneider	SBD420RCRL (MEG5138-0000)	[RLC]	20 – 420 VA	1-3	92%-3%		1-3	94%-3%	
MK - Electric	K1535	[R]	65 – 450 W - Turn	1-3	82%-10%		1-3	83%-9%	
MK - Electric	K1501 WHILV	[R]	60 – 500 W - Turn	1-3	78%-8%		1-3	88%-8%	
MK - Electric	K4501 WHILV	[RLC]	180 W	1-3	78%-8%		1-3	88%-8%	
MK - Electric	K4500 WHILV	[RLC]	400 W	1-3	78%-8%		1-3	88%-8%	
NIKO	310-0280X	[LED]	2 – 100 VA	1-3	95%-13%		1-3	95%-13%	
PEHA	431HAN	[RL]	6 – 120W [LED] 6 – 60W	1-3	88%-28%		1-3	88%-28%	
Philips	UID8670	[LED]	2 – 100 VA-LED - Push (3wire)	1-3	82%-3%		1-3	90%-3%	
RELCO	RPO977	[LED]	4 – 100W	T.B.D.	T.B.D.	T.B.D.	T.B.D.	T.B.D.	T.B.D.
RELCO	RMO545	[LED]	4 – 100W	T.B.D.	T.B.D.	T.B.D.	T.B.D.	T.B.D.	T.B.D.
Schneider	SBD315RC (SBD 315, SDD 315)	[RC]	315 W	1-3	88%-3%		1-3	90%-3%	
Schneider	SBD315RC (ATD315)(CCTO11533)	[RC]	315 W	1-3	88%-3%		1-3	90%-3%	
Schneider	SBD200 (WDE 002299)	[ ]	4 – 400 VA - Turn Universal (2wire)	1-3	88%-13%		1-3	90%-13%	
Schneider	SBD315RC (SBD 315)	[RC]	315 W	1-3	88%-3%		1-3	90%-3%	
VADSBO	ED 350	[RC]	50 – 350 W	1-3	85%-17%		1-3	83%-15%	
VADSBO	DRS 315	[RC]	50 – 315 W	1-3	90%-7%		1-3	91%-6%	
VADSBO	DU 250	[RC]	20 – 250 W	1-3	80%-3%		1-3	80%-3%	
Varilight	HQ3W	[R]	60 – 400 W	1-3	94%-3%		1-3	93%-3%	
Varilight	ICT401 M	[RC]	20 – 400 W	T.B.D.	T.B.D.	T.B.D.	T.B.D.	T.B.D.	T.B.D.
Vimar	20148	[RL]	500 W	1-3	94%-7%		1-3	94%-6%	
Vimar	14153	[R]		1-3	97%-3%		1-3	98%-3%	
Vimar	20160	[RC]		1-3	90%-3%		1-3	91%-3%	
Vimar	20162	[RL]	40 – 300 W	1-3	88%-3%		1-3	91%-3%	
Dynalite	DDLE801		(100 W per channel)	1-3	92%-3%		1-3	95%-3%	
Dynalite	DDMC-GRMSPLUS		(460 W per channel)	1-3	92%-3%		1-3	96%-3%	

- Note :
- #1) Unexpected behaviour can occur outside the range of specified number of lamps. The mentioned numbers are tested. In some cases the dimmers can be loaded with more lamps than is specified in this document (most dimmers can be loaded with LED lamps to 20% of specified power; LED dimmers can be loaded to specified power)
  - #2) Occupancy sensors can act like dimmers, therefore Philips recommend to use dimmable lamps in combination with it.
  - #3) Glowing means: a switched off dimmer still having the possibility that a small light output is visible. This status can occur when a low quantity of lamps is connected.
  - #4) Yellow cells indication: Sometimes flickering is observed due to low dimmer loads, best visible at deep dimming
  - #4a) Yellow cells indication: Dimming performance: LED's have much lower load (wattage) than traditional lightsources. (e.g. flickering where "active loads" can reduce your problems)
  - #4b) Yellow cells indication: Dimming range, minimum dim level with the indicated dimmer will be somewhere between 10%-30%
  - #5) Various dimmer suppliers offer "active loads" (e.g. Busch Jaeger Kompensator 6596) to optimize dimming performance in case of lamp-dimmer system issues. Using double pole switches will prevent glowing issues.
  - #7) This list is based on measurements in a lab environment with nominal voltage, a different voltage will result in a different dimming range. Therefore we indicated 3% as minimum lightlevel as labcondition.
  - #8) Dimmermanufacturers may change the technical design of the dimmer without informing LED lamp suppliers. These changes can influence the performance of LED products.  
Philips cannot be held responsible for inaccuracies in the compatibility lists due to technical changes in dimmers

# Professional LED lamps MV range

Recommended **dimmer** compatibility list for **Mains Voltage** Lamps



**KEY**

x-y	Excellent dimming with X-Y lamps, however external factors can negatively influence the deep dimming performance
x-y	Dimming performance: These dimmers require more than 5 lamps as minimum load, or poor dimrange
	Unexpected performance behavior, not in line with good dimming perception
N.A.	Dimmer lamp combination not applicable
T.B.D.	Dimmer lamp combination not tested

*This document is for information purposes and must be treated as recommendation. Philips attempted to provide best results, results are generated in lab conditions and might contain faults*

Brand	Type	Type	Load	LED bulb								
				Classic filament bulb D 7.5 - 48W A60 Gold / D 5.5 - 40W A60 CL / D 8 - 60W A60 CL / DT 5.5 - 40W A60 CL / DT 8 - 60W A60 CL / DT 8 - 60W ST64			Classic filament bulb ST64 clear dim 60W / ST64 gold dim 50W / ST64 gold dim 55W			Classic filament bulb G93 clear 60W / G120 gold dim 50W		
				Dimming Performance	Dimming Range	Glowing	Dimming Performance	Dimming Range	Glowing	Dimming Performance	Dimming Range	Glowing
				NEW								
Berker  INSTA	286710	[RC]	20 - 360 W - Turn	1-3	98%-3%		1-3	93%-3%		1-3	93%-3%	
Berker  INSTA	283010	[R]	60 - 400 W - Turn	2-3	97%-3%		1-3	94%-3%		1-3	94%-3%	
Bticino	L4407	[ ]	60 - 250 W	T.B.D.	T.B.D.	T.B.D.		N.A.	N.A.		N.A.	N.A.
Busch Jaeger  ABB	2200 U - 503	[R]	60 - 400 W - Turn	1-3	98%-8%		1-3	97%-3%		1-3	97%-3%	
Busch Jaeger  ABB	2247 U	[RL]	20 - 500 W - Turn	1-3	98%-3%		1-3	94%-3%		1-3	94%-3%	
Busch Jaeger  ABB	2250 U	[R]	60 - 600 W - Turn	1-3	97%-3%		1-3	96%-3%		1-3	96%-3%	
Busch Jaeger  ABB	6513 U - 102	[RC]	40 - 420 W - Turn	1-3	99%-3%		1-3	95%-3%		1-3	95%-3%	
Busch Jaeger  ABB	6523 U	[LED]	2 - 100 VA - LED - Turn	1-3	97%-3%		1-3	91%-3%		1-3	91%-3%	
Busch Jaeger  ABB	6526 U	[LED]	2 - 100 VA - LED - Push (2wire)	1-3	93%-3%		1-3	95%-3%		1-3	95%-3%	
ELKO  Schneider	SBD200LED (CCTEL10501)	[LED/RC]	4 - 200W (RC) 4 - 400W (RL)	2-3	99%-3%		1-3	94%-6%		1-3	94%-6%	
ELKO  Schneider	SBD315RC (315 GLE)	[RC]	315 W	2-3	98%-3%		1-3	83%-3%		1-3	83%-3%	
ELKO  Schneider	SBD420RCRL (CCTEL13011)	[RLC]	420 W		N.A.	N.A.	3	99%-3%		3	99%-3%	
Eltako	EVD6INPN-UC		400 W 3-wire Push Module	1-3	91%-3%		1-3	99%-3%		1-3	99%-3%	
Feller  Schneider	40200 (SBD200LED CCTCH10601)	[LED/RC]	4 - 200 W (RC) 4 - 400 W (RL)	2-3	99%-3%		1-3	94%-6%		1-3	94%-6%	
Feller  Schneider	40300 (SBD315)	[RLC]	300 W	2-3	98%-3%		1-3	83%-3%		1-3	83%-3%	
Feller  Schneider	40420 (SBD420)	[RLC]	420 W		N.A.	N.A.	3	99%-3%		3	99%-3%	
GIRA	1176-00/01	[RLC]	50 - 420 W	1-3	99%-3%		1-3	95%-11%		1-3	95%-11%	
GIRA	2390 00/ 100	[LED]	7 - 100 W - Push (3wire)	T.B.D.	T.B.D.	T.B.D.	1-3	93%-3%		1-3	93%-3%	
Hager	EVN 011	[RC]	300 VA	1-3	92%-3%		1-3	96%-3%		1-3	96%-3%	
Hager	EVN 012	[RC]	300 W	1-3	92%-3%		1-3	98%-3%		1-3	98%-3%	
Hager	EVN 004	[RL]	500 VA	1-3	92%-3%		1-3	98%-4%		1-3	98%-4%	
Jung	225 TDE	[RC]	20 - 525 W - Turn	1-3	98%-3%		1-3	93%-6%		1-3	93%-6%	
Jung	1271LEDDE	[LED]	3 - 100W - Push (3wire)	1-3	97%-3%		1-3	95%-10%		1-3	95%-10%	
Klik aan Klik uit	AWMD-250	[LED]	3 - 24W	1-3	86%-4%		1-3	86%-3%		1-3	86%-3%	
Klik aan Klik uit	ACM 300		300W - 3-wire Push LED Dimmer	1-3	92%-3%		1-3	80%-3%		1-3	80%-3%	
Legrand	774161	[RL]	40 - 400 W - Turn	2-3	98%-3%			N.A.	N.A.		N.A.	N.A.
Legrand	78401	[RLC]	40 - 500W	1-3	91%-3%		1-3	95%-3%		1-3	95%-3%	
Legrand	67081	[RL]	40 - 400 W - Turn		N.A.	N.A.		N.A.	N.A.		N.A.	N.A.
Legrand	67082	[RL]	40 - 600 W - Turn	2-3	97%-3%			N.A.	N.A.		N.A.	N.A.
Legrand	67083	[RLC]	3 - 400W	1-3	90%-3%		1-2	87%-5%		1-2	87%-5%	
Legrand	67084	[RLC]	8 - 300 VA - Push LED (3wire)	1-3	97%-3%		1-3	95%-3%		1-3	95%-3%	
Legrand	67085 (078406)	[RLC]	8 - 300 VA - Push LED (3wire)	1-3	97%-3%		1-3	98%-3%		1-3	98%-3%	
Legrand	L4402N	[R]	60 - 500 W	2-3	88%-3%		2-3	87%-5%		2-3	87%-5%	
Merten  Schneider	SBD200LED (MEG5134-0000)	[LED/RC]	4 - 200 W (RC) 4 - 400 W (RL)	2-3	99%-3%		1-3	94%-6%		1-3	94%-6%	
Merten  Schneider	SBD315RC (MEG5136-0000)	[RC]	315 W	2-3	98%-3%		1-3	83%-3%		1-3	83%-3%	
Merten  Schneider	SBD420RCRL (MEG5138-0000)	[RLC]	20 - 420 VA		N.A.	N.A.	3	99%-3%		3	99%-3%	
MK - Electric	K1535	[R]	65 - 450 W - Turn	2-3	93%-3%		1-3	84%-3%		1-3	84%-3%	
MK - Electric	K1501 WHILV	[R]	60 - 500 W - Turn	1-3	98%-3%		1-3	87%-3%		1-3	87%-3%	
MK - Electric	K4501 WHILV	[RLC]	180 W	1-3	98%-3%		1-3	91%-9%		1-3	91%-9%	
MK - Electric	K4500 WHILV	[RLC]	400 W	1-3	92%-3%		1-3	91%-9%		1-3	91%-9%	
NIKO	310-0280X	[LED]	2 - 100 VA	1-3	91%-3%		1-3	97%-3%		1-3	97%-3%	
PEHA	431HAN	[RL]	6 - 120W [LED] 6 - 60W	1-3	97%-3%		1-3	87%-3%		1-3	87%-3%	
Philips	UID8670	[LED]	2 - 100 VA-LED - Push (3wire)	1-3	97%-3%		1-3	91%-3%		1-3	91%-3%	
RELCO	RP0977	[LED]	4 - 100W	1-3	98%-3%		T.B.D.	T.B.D.	T.B.D.	T.B.D.	T.B.D.	T.B.D.
RELCO	RMO545	[LED]	4 - 100W	1-3	92%-3%		T.B.D.	T.B.D.	T.B.D.	T.B.D.	T.B.D.	T.B.D.
Schneider	SBD315RC (SBD 315, SDD 315)	[RC]	315 W	2-3	98%-3%		1-3	83%-3%		1-3	83%-3%	
Schneider	SBD315RC (ATD315/CCTO11533)	[RC]	315 W	2-3	98%-3%		1-3	83%-3%		1-3	83%-3%	
Schneider	SBD200 (WDE 002299)	[ ]	4 - 400 VA - Turn Universal (2wire)	2-3	99%-3%		1-3	94%-6%		1-3	94%-6%	
Schneider	SBD315RC (SBD 315)	[RC]	315 W	2-3	98%-3%		1-3	83%-3%		1-3	83%-3%	
VADSBO	ED 350	[RC]	50 - 350 W	1-3	98%-3%		1-3	91%-9%		1-3	91%-9%	
VADSBO	DRS 315	[RC]	50 - 315 W		N.A.	N.A.		N.A.	N.A.		N.A.	N.A.
VADSBO	HQ3W	[R]	60 - 400 W	1-3	84%-3%		1-3	87%-3%		1-3	87%-3%	
Varilight	DU 250	[RC]	20 - 250 W	2-3	97%-3%		1-3	93%-3%		1-3	93%-3%	
Varilight	HQ3W	[R]	60 - 400 W	1-3	75%-3%		1-3	87%-3%		1-3	87%-3%	
Varilight	ICT401 M	[RC]	20 - 400 W	1-3	98%-3%		1-3	95%-3%	-2	1-3	95%-3%	-2
Vimar	20148	[RL]	500 W	1-3	89%-3%		1-3	98%-3%		1-3	98%-3%	
Vimar	14153	[R]		1-3	91%-3%		1-3	92%-3%		1-3	92%-3%	
Vimar	20160	[RC]		1-3	98%-3%		1-3	97%-3%		1-3	97%-3%	
Vimar	20162	[RL]	40 - 300 W	1-3	98%-3%		1-3	97%-3%	-2	1-3	97%-3%	-2
Dynalite	DDLE801		(100 W per channel)	3	91%-3%		1-3	89%-3%		1-3	89%-3%	
Dynalite	DDMC-GRMSPLUS		(460 W per channel)	1-3	90%-3%		1-3	91%-3%		1-3	91%-3%	

- Note :
- #1) Unexpected behaviour can occur outside the range of specified number of lamps. The mentioned numbers are tested. In some cases the dimmers can be loaded with more lamps than is specified in this document (most dimmers can be loaded with LED lamps to 20% of specified power; LED dimmers can be loaded to specified power)
  - #2) Occupancy sensors can act like dimmers, therefore Philips recommend to use dimmable lamps in combination with it.
  - #3) Glowing means: a switched off dimmer still having the possibility that a small light output is visible. This status can occur when a low quantity of lamps is connected.
  - #4) Yellow cells indication: Sometimes flickering is observed due to low dimmer loads, best visible at deep dimming
  - #4a) Yellow cells indication: Dimming performance: LED's have much lower load (wattage) than traditional lightsources. (e.g. flickering where "active loads" can reduce your problems)
  - #4b) Yellow cells indication: Dimming range, minimum dim level with the indicated dimmer will be somewhere between 10%-30%
  - #5) Various dimmer suppliers offer "active loads" (e.g. Busch Jaeger Kompensator 6596) to optimize dimming performance in case of lamp-dimmer system issues. Using double pole switches will prevent glowing issues.
  - #7) This list is based on measurements in a lab environment with nominal voltage, a different voltage will result in a different dimming range. Therefore we indicated 3% as minimum lightlevel as labcondition.
  - #8) Dimmermanufacturers may change the technical design of the dimmer without informing LED lamp suppliers. These changes can influence the performance of LED products.  
Philips cannot be held responsible for inaccuracies in the compatibility lists due to technical changes in dimmers



# Professional LED lamps MV range

Recommended **dimmer** compatibility list for **Mains Voltage** Lamps



**KEY**

x-y	Excellent dimming with X-Y lamps, however external factors can negatively influence the deep dimming performance
x-y	Dimming performance: These dimmers require more than 5 lamps as minimum load, or poor dimrange
	Unexpected performance behavior, not in line with good dimming perception
N.A.	Dimmer lamp combination not applicable
T.B.D.	Dimmer lamp combination not tested

*This document is for information purposes and must be treated as recommendation. Philips attempted to provide best results, results are generated in lab conditions and might contain faults*

Brand	Type	Type	Load	LEDcandle/luster											
				Master LEDCandle / LEDluster DimTone 4-25W			Master LEDCandle / LEDluster DimTone 6-40W			Master LEDCandle DimTone 8-60W			Classic LED filament candle/luster B35 3W-25W clear P45 3W-25W clear		
				Dimming Performance	Dimming Range	Glowing	Dimming Performance	Dimming Range	Glowing	Dimming Performance	Dimming Range	Glowing	Dimming Performance	Dimming Range	Glowing
Berker  INSTA	286710	[RC]	20 – 360 W - Turn	2-18	96%-3%		2-12	93%-3%		2-12	90%-3%		2-8	99%-3%	
Berker  INSTA	283010	[R]	60 – 400 W - Turn	2-20	89%-3%		2-13	89%-3%		T.B.D.	T.B.D.	T.B.D.	2-8	99%-3%	
Bticino	L4407	[ ]	60 – 250 W		N.A.	N.A.		N.A.	N.A.		N.A.	N.A.		N.A.	N.A.
Busch Jaeger  ABB	2200 U - 503	[R]	60 – 400 W - Turn	2-20	92%-3%		2-13	92%-3%		T.B.D.	T.B.D.	T.B.D.	2-8	99%-12%	
Busch Jaeger  ABB	2247 U	[RL]	20 – 500 W - Turn	2-25	91%-3%		2-17	91%-3%		T.B.D.	T.B.D.	T.B.D.	2-8	99%-3%	
Busch Jaeger  ABB	2250 U	[R]	60 – 600 W - Turn	2-30	88%-3%		2-20	93%-3%		2-15	92%-3%		3-8	99%-3%	
Busch Jaeger  ABB	6513 U - 102	[RC]	40 – 420 W - Turn	2-21	94%-3%		2-14	91%-3%		2-14	91%-3%		2-8	99%-3%	
Busch Jaeger  ABB	6523 U	[LED]	2 – 100 VA - LED - Turn	2-20	84%-3%		2-17	83%-3%		2-15	88%-3%		2-6	99%-3%	
Busch Jaeger  ABB	6526 U	[LED]	2 – 100 VA - LED - Push (2wire)	2-20	88%-7%	<4	2-17	88%-5%	<6	2-17	99%-3%		2-20	97%-3%	
ELKO   Schneider	SBD200LED (CCTEL10501)	[LED/RC]	4 – 200W (RC) 4 – 400W (RL)	2-20	95%-3%		2-13	92%-3%		2-13	90%-3%		2-8	99%-3%	
ELKO   Schneider	SBD315RC (315 GLE )	[RC]	315 W	2-15	88%-3%		2-11	87%-0%		2-11	90%-3%		3-8	99%-3%	
ELKO   Schneider	SBD420RCRL (CCTEL13011)	[RLC]	420 W	2-20	91%-3%		2-14	90%-3%		T.B.D.	T.B.D.	T.B.D.	3-8	99%-3%	
Eltako	EVD6INPN-UC		400 W 3-wire Push Module	T.B.D.	T.B.D.	T.B.D.	T.B.D.	T.B.D.	T.B.D.	2-13	99%-3%		2-16	96%-3%	
Feller   Schneider	40200 (SBD200LED CCTCH10601)	[LED/RC]	4 – 200 W (RC) 4 – 400 W (RL)	2-20	95%-3%		2-13	92%-3%		2-13	90%-3%		2-8	99%-3%	
Feller   Schneider	40300 (SBD315)	[RLC]	300 W	2-15	88%-3%		2-11	87%-0%		2-11	90%-3%		3-8	99%-3%	
Feller   Schneider	40420 (SBD420)	[RLC]	420 W	2-20	91%-3%		2-14	90%-3%		T.B.D.	T.B.D.	T.B.D.	3-8	99%-3%	
GIRA	1176-00/01	[RLC]	50 – 420 W	2-20	95%-7%	<7	2-14	95%-5%	<9	2-14	99%-4%		2-17	97%-3%	
GIRA	2390 00/ 100	[LED]	7 – 100 W - Push (3wire)	2-25	94%-3%		2-17	92%-3%		T.B.D.	T.B.D.	T.B.D.	2-8	99%-19%	
Hager	EVN 011	[RC]	300 VA		95%-4%	<7	2-10	96%-3%	<10	2-10	99%-3%		2-12	96%-3%	
Hager	EVN 012	[RC]	300 W		95%-4%	<7	2-10	95%-3%	<10	2-10	99%-3%		2-12	96%-3%	
Hager	EVN 004	[RL]	500 VA		95%-7%	<7	2-17	96%-4%	<11	2-10	99%-3%		2-20	96%-3%	
Jung	225 TDE	[RC]	20 – 525 W - Turn	2-26	89%-3%		2-18	89%-3%		2-10	89%-3%		2-8	99%-3%	
Jung	1271LEDDE	[LED]	3 – 100W - Push (3wire)	2-25	93%-4%		2-17	92%-3%		2-15	90%-3%		2-8	99%-3%	
Klik aan Klik uit	AWMD-250	[LED]	3 – 24W		78%-7%	<6	2-4	77%-4%	<5	2-4	88%-3%		2-5	93%-4%	
Klik aan Klik uit	ACM 300		300W - 3-wire Push LED Dimmer	T.B.D.	T.B.D.	T.B.D.	T.B.D.	T.B.D.	T.B.D.	2-10	94%-3%		2-12	96%-3%	
Legrand	774161	[RL]	40 – 400 W - Turn		N.A.	N.A.		N.A.	N.A.	T.B.D.	T.B.D.	T.B.D.	3-8	99%-3%	
Legrand	78401	[RLC]	40 – 500W	2-20	95%-4%	<7	2-13	93%-4%	<9	2-13	99%-3%		2-16	95%-3%	
Legrand	67081	[RL]	40 – 400 W - Turn		N.A.	N.A.		N.A.	N.A.		N.A.	N.A.	3-8	99%-3%	
Legrand	67082	[RL]	40 – 600 W - Turn		N.A.	N.A.		N.A.	N.A.	T.B.D.	T.B.D.	T.B.D.	3-8	99%-3%	
Legrand	67083	[RLC]	3 – 400W		N.A.	N.A.		N.A.	N.A.	2-5	87%-3%		2-16	95%-3%	
Legrand	67084	[RLC]	8 – 300 VA - Push LED (3wire)		N.A.	N.A.		N.A.	N.A.	T.B.D.	T.B.D.	T.B.D.	2-8	99%-3%	
Legrand	67085 (078406)	[RLC]	8 – 300 VA - Push LED (3wire)	2-15	94%-3%		2-10	91%-3%		2-10	95%-3%		2-8	99%-3%	
Legrand	L4402N	[R]	60 – 500 W		79%-4%		8-17	79%-4%		3-17	90%-3%		3-20	95%-3%	
Merten   Schneider	SBD200LED (MEG5134-0000)	[LED/RC]	4 – 200 W (RC) 4 – 400 W (RL)	2-20	95%-3%		2-13	92%-3%		2-13	90%-3%		2-8	99%-3%	
Merten   Schneider	SBD315RC (MEG5136-0000)	[RC]	315 W	2-15	88%-3%		2-11	87%-3%		2-11	90%-3%		3-8	99%-3%	
Merten   Schneider	SBD420RCRL (MEG5138-0000)	[RLC]	20 – 420 VA	2-20	91%-3%		2-14	90%-3%		T.B.D.	T.B.D.	T.B.D.	3-8	99%-3%	
MK - Electric	K1535	[R]	65 – 450 W - Turn	2-23	79%-3%		2-15	77%-3%		2-15	80%-3%		3-8	99%-3%	
MK - Electric	K1501 WHILV	[R]	60 – 500 W - Turn	2-25	88%-3%		2-17	87%-3%		2-15	80%-3%		3-8	99%-3%	
MK - Electric	K4501 WHILV	[RLC]	180 W		83%-3%		2-7	82%-3%		2-7	90%-3%		3-9	96%-3%	
MK - Electric	K4500 WHILV	[RLC]	400 W		83%-3%			N.A.	N.A.	2-13	84%-3%		8-16	96%-3%	
NIKO	310-0280X	[LED]	2 – 100 VA	2-5	96%-5%		2-3	96%-4%		2-3	99%-3%		2-4	94%-3%	
PEHA	431HAN	[RL]	6 – 120W [LED] 6 – 60W		82%-7%		2-4	82%-5%		2-4	89%-3%		2-5	96%-3%	
Philips	UID8670	[LED]	2 – 100 VA-LED - Push (3wire)	2-20	84%-3%		2-17	83%-3%		2-15	88%-3%		2-6	99%-3%	
RELCO	RP0977	[LED]	4 – 100W	T.B.D.	T.B.D.	T.B.D.	T.B.D.	T.B.D.	T.B.D.	2-3	99%-4%		2-4	96%-3%	
RELCO	RM0545	[LED]	4 – 100W	T.B.D.	T.B.D.	T.B.D.	T.B.D.	T.B.D.	T.B.D.	2-3	96%-3%			N.A.	N.A.
Schneider	SBD315RC (SBD 315, SDD 315)	[RC]	315 W	2-15	88%-3%		2-11	87%-3%		2-11	90%-3%		3-8	99%-3%	
Schneider	SBD315RC (ATD315(CCTO11533))	[RC]	315 W	2-15	88%-3%		2-11	87%-3%		2-11	90%-3%		3-8	99%-3%	
Schneider	SBD200 (WDE 002299)	[ ]	4 – 400 VA - Turn Universal (2wire)	2-20	95%-3%		2-13	92%-3%		2-13	90%-3%		2-8	99%-3%	
Schneider	SBD315RC (SBD 315)	[RC]	315 W	2-15	88%-3%		2-11	87%-3%		2-11	90%-3%		3-8	99%-3%	
VADSBO	ED 350	[RC]	50 – 350 W	2-18	88%-7%		2-12	84%-4%		2-12	90%-3%		2-14	95%-3%	
VADSBO	DRS 315	[RC]	50 – 315 W	4-16	89%-4%		5-11	91%-4%	<12	3-11	80%-3%		3-13	95%-3%	
VADSBO	DU 250	[RC]	20 – 250 W	2-13	86%-3%		2-8	79%-3%	<8	2-8	85%-3%		2-10	85%-3%	
Varilight	HQ3W	[R]	60 – 400 W	2-20	91%-3%		2-13	90%-3%		2-13	90%-3%		3-8	99%-3%	
Varilight	ICT401 M	[RC]	20 – 400 W	T.B.D.	T.B.D.	T.B.D.	T.B.D.	T.B.D.	T.B.D.	2-13	88%-3%		3-16	90%-3%	
Vimar	20148	[RL]	500 W	6-25	90%-3%	<6	4-17	92%-3%	<4	T.B.D.	T.B.D.	T.B.D.	2-8	99%-3%	<2
Vimar	14153	[R]		2-20	99%-3%		2-17	96%-3%	<7	2-17	93%-3%		5-20	96%-3%	
Vimar	20160	[RC]			89%-3%		2-10	89%-3%	<11	2-17	96%-3%		2-20	96%-3%	
Vimar	20162	[RL]	40 – 300 W	6-15	92%-3%	<6	4-10	86%-3%	<4	T.B.D.	T.B.D.	T.B.D.	2-8	99%-3%	<2
Dynalite	DDLE801		(100 W per channel)	2-20	89%-3%		2-17	91%-3%		T.B.D.	T.B.D.	T.B.D.	5-8	94%-3%	
Dynalite	DDMC-GRMSPLUS		(460 W per channel)	2-20	92%-3%		2-15	91%-3%		T.B.D.	T.B.D.	T.B.D.	2-8	95%-3%	

- Note :
- #1) Unexpected behaviour can occur outside the range of specified number of lamps. The mentioned numbers are tested. In some cases the dimmers can be loaded with more lamps than is specified in this document (most dimmers can be loaded with LED lamps to 20% of specified power; LED dimmers can be loaded to specified power)
  - #2) Occupancy sensors can act like dimmers, therefore Philips recommend to use dimmable lamps in combination with it.
  - #3) Glowing means: a switched off dimmer still having the possibility that a small light output is visible. This status can occur when a low quantity of lamps is connected.
  - #4) Yellow cells indication: Sometimes flickering is observed due to low dimmer loads, best visible at deep dimming
  - #4a) Yellow cells indication: Dimming performance: LED's have much lower load (wattage) than traditional lightsources. (e.g. flickering where "active loads" can reduce your problems)
  - #4b) Yellow cells indication: Dimming range, minimum dim level with the indicated dimmer will be somewhere between 10%-30%
  - #5) Various dimmer suppliers offer "active loads" (e.g. Busch Jaeger Kompensator 6596) to optimize dimming performance in case of lamp-dimmer system issues. Using double pole switches will prevent glowing issues.
  - #7) This list is based on measurements in a lab environment with nominal voltage, a different voltage will result in a different dimming range. Therefore we indicated 3% as minimum lightlevel as labcondition.
  - #8) Dimmermanufacturers may change the technical design of the dimmer without informing LED lamp suppliers. These changes can influence the performance of LED products.  
Philips cannot be held responsible for inaccuracies in the compatibility lists due to technical changes in dimmers



# Professional LED lamps MV range

Recommended **dimmer** compatibility list for **Mains Voltage** Lamps



## KEY

x-y	Excellent dimming with X-Y lamps, however external factors can negatively influence the deep dimming performance
x-y	Dimming performance: These dimmers require more than 5 lamps as minimum load, or poor dimrange
	Unexpected performance behavior, not in line with good dimming perception
N.A.	Dimmer lamp combination not applicable
T.B.D.	Dimmer lamp combination not tested

This document is for information purposes and must be treated as recommendation. Philips attempted to provide best results, results are generated in lab conditions and might contain faults

				LED special								
				LED capsule G9 2.5W - 25W			Corepro R7s 118mm D 14W - 100W			Corepro LEDlinear R7s 118mm D 14 - 120		
Brand	Type	Type	Load	Dimming Performance	Dimming Range	Glowing	Dimming Performance	Dimming Range	Glowing	Dimming Performance	Dimming Range	Glowing
Berker  INSTA	286710	[RC]	20 - 360 W - Turn	3-20	96%-27%		1	89%-8%		1	94%-21%	
Berker  INSTA	283010	[R]	60 - 400 W - Turn	3-20	86%-23%		1	94%-3%		1	97%-16%	
Bticino	L4407	[ ]	60 - 250 W		N.A.	N.A.	T.B.D.	T.B.D.	T.B.D.		N.A.	N.A.
Busch Jaeger  ABB	2200 U - 503	[R]	60 - 400 W - Turn	3-20	85%-33%		1	91%-23%		1	98%-27%	
Busch Jaeger  ABB	2247 U	[RL]	20 - 500 W - Turn	3-20	83%-9%		1	93%-3%		1	96%-3%	
Busch Jaeger  ABB	2250 U	[R]	60 - 600 W - Turn	3-20	87%-6%		1	96%-3%		1	95%-15%	
Busch Jaeger  ABB	6513 U - 102	[RC]	40 - 420 W - Turn	3-20	98%-24%		1	93%-7%		1	97%-23%	
Busch Jaeger  ABB	6523 U	[LED]	2 - 100 VA - LED - Turn	3-20	92%-3%		1	88%-3%		1	92%-21%	
Busch Jaeger  ABB	6526 U	[LED]	2 - 100 VA - LED - Push (2wire)	3-20	97%-23%	< 7	T.B.D.	T.B.D.	T.B.D.	1	96%-15%	
ELKO  Schneider	SBD200LED (CCTEL10501)	[LED/RC]	4 - 200W (RC) 4 - 400W (RL)	3-20	96%-30%		1	88%-10%		1	94%-21%	
ELKO  Schneider	SBD315RC (315 GLE)	[RC]	315 W	3-20	95%-9%		1	89%-3%		1	93%-4%	
ELKO  Schneider	SBD420RCRL (CCTEL13011)	[RLC]	420 W		N.A.	N.A.	1	93%-3%			N.A.	N.A.
Eltako	EVD6INPN-UC		400 W 3-wire Push Module	3-20	99%-15%		T.B.D.	T.B.D.	T.B.D.	1 - 3	97%-7%	
Feller  Schneider	40200 (SBD200LED CCTCH10601)	[LED/RC]	4 - 200 W (RC) 4 - 400 W (RL)	3-20	96%-30%		1	88%-10%		T.B.D.	T.B.D.	T.B.D.
Feller  Schneider	40300 (SBD315)	[RLC]	300 W	3-20	95%-9%		1	89%-3%		1	93%-4%	
Feller  Schneider	40420 (SBD420)	[RLC]	420 W		N.A.	N.A.	1	93%-3%			N.A.	N.A.
GIRA	1176-00/01	[RLC]	50 - 420 W	3-20	96%-39%	< 12	T.B.D.	T.B.D.	T.B.D.	1 - 3	93%-25%	
GIRA	2390 00/ 100	[LED]	7 - 100 W - Push (3wire)	3-18	91%-15%		1	89%-4%		1	92%-10%	
Hager	EVN 011	[RC]	300 VA	3-20	98%-18%	< 14	T.B.D.	T.B.D.	T.B.D.	1 - 3	95%-16%	
Hager	EVN 012	[RC]	300 W	3-20	99%-28%	< 14	T.B.D.	T.B.D.	T.B.D.	1 - 3	97%-17%	
Hager	EVN 004	[RL]	500 VA	3-20	99%-28%	< 15	T.B.D.	T.B.D.	T.B.D.	1 - 3	99%-18%	
Jung	225 TDE	[RC]	20 - 525 W - Turn	3-20	96%-33%		1	90%-10%		1	94%-23%	
Jung	1271LEDDE	[LED]	3 - 100W - Push (3wire)	3-20	94%-3%		1	90%-3%		1	93%-9%	
Klik aan Klik uit	AWMD-250	[LED]	3 - 24W	3-10	86%-3%	< 11	T.B.D.	T.B.D.	T.B.D.		84%-30%	
Klik aan Klik uit	ACM 300		300W - 3-wire Push LED Dimmer	3-20	33%-3%	< 10	T.B.D.	T.B.D.	T.B.D.		92%-10%	
Legrand	774161	[RL]	40 - 400 W - Turn		N.A.	N.A.		N.A.	N.A.		N.A.	N.A.
Legrand	78401	[RLC]	40 - 500W	3-20	97%-3%	< 13	T.B.D.	T.B.D.	T.B.D.	1 - 3	97%-11%	
Legrand	67081	[RL]	40 - 400 W - Turn		N.A.	N.A.		N.A.	N.A.	1	93%-30%	
Legrand	67082	[RL]	40 - 600 W - Turn		N.A.	N.A.		N.A.	N.A.	1	92%-11%	
Legrand	67083	[RLC]	3 - 400W		N.A.	N.A.	T.B.D.	T.B.D.	T.B.D.		88%-6%	
Legrand	67084	[RLC]	8 - 300 VA - Push LED (3wire)	3-20	97%-23%			N.A.	N.A.	1	96%-3%	
Legrand	67085 (078406)	[RLC]	8 - 300 VA - Push LED (3wire)	3-20	99%-4%			N.A.	N.A.	1	99%-3%	
Legrand	L4402N	[R]	60 - 500 W		N.A.	N.A.	T.B.D.	T.B.D.	T.B.D.	1	87%-22%	
Merten  Schneider	SBD200LED (MEG5134-0000)	[LED/RC]	4 - 200 W (RC) 4 - 400 W (RL)	3-20	96%-30%		1	88%-10%		T.B.D.	T.B.D.	T.B.D.
Merten  Schneider	SBD315RC (MEG5136-0000)	[RC]	315 W	3-20	95%-9%		1	89%-3%		T.B.D.	T.B.D.	T.B.D.
Merten  Schneider	SBD420RCRL (MEG5138-0000)	[RLC]	20 - 420 VA		N.A.	N.A.	1	93%-3%		T.B.D.	T.B.D.	T.B.D.
MK - Electric	K1535	[R]	65 - 450 W - Turn	3-20	72%-19%		1	82%-10%		1	81%-15%	
MK - Electric	K1501 WHILV	[R]	60 - 500 W - Turn	3-10	82%-17%		1	88%-6%		1	89%-12%	
MK - Electric	K4501 WHILV	[RLC]	180 W		N.A.	N.A.	T.B.D.	T.B.D.	T.B.D.	1 - 3	90%-12%	
MK - Electric	K4500 WHILV	[RLC]	400 W		N.A.	N.A.	T.B.D.	T.B.D.	T.B.D.	1 - 3	90%-13%	
NIKO	310-0280X	[LED]	2 - 100 VA	3-9	98%-8%		T.B.D.	T.B.D.	T.B.D.	1	98%-3%	
PEHA	431HAN	[RL]	6 - 120W [LED] 6 - 60W	3-10	76%-4%		T.B.D.	T.B.D.	T.B.D.	1 - 2	85%-4%	
Philips	UID8670	[LED]	2 - 100 VA-LED - Push (3wire)	3-20	92%-3%		1	88%-3%		T.B.D.	T.B.D.	T.B.D.
RELCO	RP0977	[LED]	4 - 100W		T.B.D.	T.B.D.	T.B.D.	T.B.D.	T.B.D.	1	97%-27%	
RELCO	RMO545	[LED]	4 - 100W		T.B.D.	T.B.D.	T.B.D.	T.B.D.	T.B.D.	1	89%-10%	
Schneider	SBD315RC (SBD 315, SDD 315)	[RC]	315 W	3-20	95%-9%		1	89%-3%		T.B.D.	T.B.D.	T.B.D.
Schneider	SBD315RC (ATD315/CCTO11533)	[RC]	315 W	3-20	95%-9%		1	89%-3%		T.B.D.	T.B.D.	T.B.D.
Schneider	SBD200 (WDE 002299)	[ ]	4 - 400 VA - Turn Universal (2wire)	3-20	96%-30%		1	88%-10%		T.B.D.	T.B.D.	T.B.D.
Schneider	SBD315RC (SBD 315)	[RC]	315 W	3-20	95%-9%		1	89%-3%		T.B.D.	T.B.D.	T.B.D.
VADSBO	ED 350	[RC]	50 - 350 W	5-20	93%-34%		T.B.D.	T.B.D.	T.B.D.	1 - 3	99%-22%	
VADSBO	DRS 315	[RC]	50 - 315 W		N.A.	N.A.	T.B.D.	T.B.D.	T.B.D.		N.A.	N.A.
VADSBO	HU 250	[RC]	20 - 250 W	3-20	92%-14%	< 21	T.B.D.	T.B.D.	T.B.D.	1 - 3	82%-5%	< 2
Varilight	HQ3W	[R]	60 - 400 W	3-20	85%-14%		1	93%-3%		1	95%-6%	
Varilight	ICT401 M	[RC]	20 - 400 W	3-20	85%-14%	< 11	T.B.D.	T.B.D.	T.B.D.	1 - 3	85%-2%	
Vimar	20148	[RL]	500 W		N.A.	N.A.	1	94%-4%		1	95%-12%	
Vimar	14153	[R]		3-20	98%-3%	< 10	T.B.D.	T.B.D.	T.B.D.	1 - 3	96%-3%	
Vimar	20160	[RC]			N.A.	N.A.	T.B.D.	T.B.D.	T.B.D.	1 - 3	95%-6%	< 2
Vimar	20162	[RL]	40 - 300 W	3-20	96%-18%	< 21	1	90%-5%		1	94%-15%	
Dynalite	DDLE801		(100 W per channel)	3-20	97%-3%		1	88%-3%		1	97%-3%	
Dynalite	DDMC-GRMSPLUS		(460 W per channel)	3-20	97%-3%		1	91%-3%		1	99%-3%	

- Note :
- #1) Unexpected behaviour can occur outside the range of specified number of lamps. The mentioned numbers are tested. In some cases the dimmers can be loaded with more lamps than is specified in this document (most dimmers can be loaded with LED lamps to 20% of specified power; LED dimmers can be loaded to specified power)
  - #2) Occupancy sensors can act like dimmers, therefore Philips recommend to use dimmable lamps in combination with it.
  - #3) Glowing means: a switched off dimmer still having the possibility that a small light output is visible. This status can occur when a low quantity of lamps is connected.
  - #4) Yellow cells indication: Sometimes flickering is observed due to low dimmer loads, best visible at deep dimming
  - #4a) Yellow cells indication: Dimming performance: LED's have much lower load (wattage) than traditional lightsources. (e.g. flickering where "active loads" can reduce your problems)
  - #4b) Yellow cells indication: Dimming range, minimum dim level with the indicated dimmer will be somewhere between 10%-30%
  - #5) Various dimmer suppliers offer "active loads" (e.g. Busch Jaeger Kompensator 6596) to optimize dimming performance in case of lamp-dimmer system issues. Using double pole switches will prevent glowing issues.
  - #7) This list is based on measurements in a lab environment with nominal voltage, a different voltage will result in a different dimming range. Therefore we indicated 3% as minimum lightlevel as labcondition.
  - #8) Dimmermanufacturers may change the technical design of the dimmer without informing LED lamp suppliers. These changes can influence the performance of LED products.  
Philips cannot be held responsible for inaccuracies in the compatibility lists due to technical changes in dimmers

